

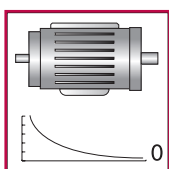
Preventa safety modules

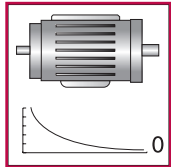
XPSVNE

For zero speed detection

Catalogue

june 2014





Operating principle

Preventa safety modules **XPSVNE** for zero speed detection are used to detect the stop condition of electric motors. Their most common applications include: providing the unlock signal for electrically interlocked sliding or removable machine guards, controlling rotation direction signals for reversing motors and engaging locking brakes after a motor has come to a standstill.

As electric motors run down, a remanent voltage is produced in the windings of the motor due to residual magnetism. This voltage is proportional to the speed of the motor and, therefore, decreases as the motor comes to a standstill.

This remanent voltage is measured in a redundant manner so as to detect the stop condition of the motor. The cabling between the motor windings and the inputs of the **XPSVNE** module is also monitored to prevent a cabling breakage or fault being seen as a stopped motor.

A transformer should not be used to connect the motor to terminals Z1, Z2 and Z3 since there is no monitoring of the connection with the motor winding via the resistance monitoring.

Modules **XPSVNE** are suitable for detecting the stop condition of all types of AC or DC motor driven machines which, when the motor runs down, produce a remanent voltage in the windings due to residual magnetism. These machines can be controlled by electronic devices, such as variable speed drives or DC injection brakes.

The input filters for standard **XPSVNE** modules are designed for a frequency of up to 60 Hz.

For motors operating at a frequency higher than 60 Hz, which therefore produce a high frequency remanent voltage, special modules **XPSVNE●●●●HS** should be used.

Modules **XPSVNE** have 2 potentiometers mounted on the front face of the module which allow independent adjustment of the switching threshold for each input circuit. This allows adjustment for different types of motors and application requirements.

To aid diagnostics, modules **XPSVNE** have 4 LEDs and 2 solid-state outputs to provide information on the status of the zero speed detection circuit.

Maximum achievable safety level

- PL d/Category 3 conforming to EN/ISO 13849-1
- SILCL 2 conforming to EN/IEC 62061

Product certifications

- UL
- CSA
- TÜV

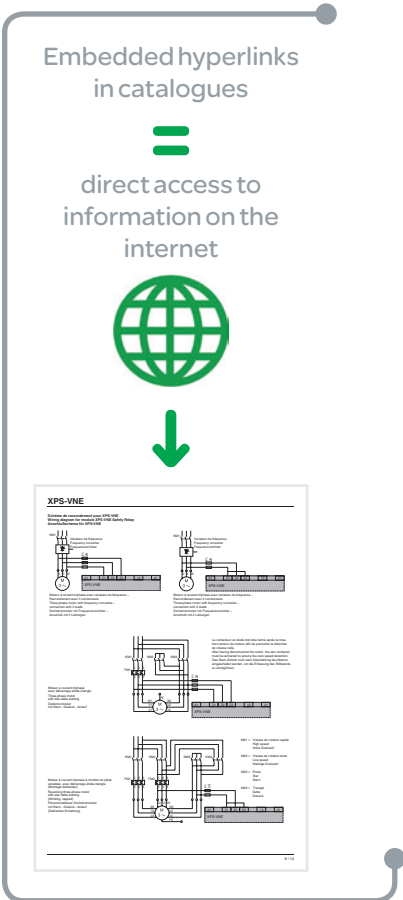
References

Description	Connection	Number of safety circuits/ Solid-state outputs for PLC	Supply	Frequency of motor power supply	Reference	Weight kg/ lb
Safety modules for zero speed detection	Captive screw clamp terminals Terminal block removable from module	2/ 2	— 24 V	≤ 60 Hz	XPSVNE1142P	0.500/ 1.102
				> 60 Hz	XPSVNE1142HSP	0.500/ 1.102
			~ 115 V	≤ 60 Hz	XPSVNE3442P	0.600/ 1.323
				> 60 Hz	XPSVNE3442HSP	0.600/ 1.323
			~ 230 V	≤ 60 Hz	XPSVNE3742P	0.600/ 1.323
				> 60 Hz	XPSVNE3742HSP	0.600/ 1.323



XPSVNE●●●●●

>> Wiring diagram and Functional Diagram are available on the “e-Shop” via the partnumber.



Operating principle, references

Preventa safety modules
Type XPSVNE
For zero speed detection

Operating principle

Preventa safety modules XPSVNE for zero speed detection are used to detect the stop condition of electric motors. Their most common applications include: providing the unlock signal for electrically interlocked sliding or removable machine guards, controlling rotation direction signals for reversing motors and engaging locking brakes after a motor has come to a standstill.

As electric motors run down, a remanent voltage is produced in the windings of the motor due to residual magnetism. This voltage is proportional to the speed of the motor and, therefore, decreases as the motor comes to a standstill.

This remanent voltage is measured in a redundant manner so as to detect the stop condition of the motor. The cabling between the motor windings and the inputs of the XPSVNE module is also monitored to prevent a cabling breakage or fault being seen as a stopped motor.

A transformer should not be used to connect the motor to terminals Z1, Z2 and Z3 since there is no monitoring of the connection with the motor winding via the resistance monitoring.

Modules XPSVNE are suitable for detecting the stop condition of all types of AC or DC motor driven machines which, when the motor runs down, produce a remanent voltage in the windings due to residual magnetism. These machines can be controlled by electronic devices, such as variable speed drives or DC injection brakes.

The input filters for standard XPSVNE modules are designed for a frequency of up to 60 Hz.

For motors operating at a frequency higher than 60 Hz, which therefore produce a high frequency remanent voltage, special modules XPSVNE•••••HS should be used.

Modules XPSVNE have 2 potentiometers mounted on the front face of the module which allow independent adjustment of the switching threshold for each input circuit. This allows adjustment for different types of motors and application requirements.

To aid diagnostics, modules XPSVNE have 4 LEDs and 2 solid-state outputs to provide information on the status of the zero speed detection circuit.

Maximum achievable safety level

13849-1

References

Description	Connection	Number of safety circuits/ Solid-state outputs for PLC	Supply	Frequency of motor power supply	Reference	Weight kg/ lb
Safety modules for zero speed detection	Captive screw / clamp terminals	2 / 2	24 V	≤ 60 Hz	XPSVNE1142P	0.500 / 1.102
	Terminal block removable from module			60 Hz	XPSVNE1142P	0.500 / 1.102

> Click on a partnumber, the hyperlink opens the “e-Shop”

> Click on “Documents & Download”

XPSVNE1142P
module XPSVNE - zero speed detection - 24 V DC for motor power supply ≤ 60 Hz

Download your XPSVNE1142P datasheet

Change your selection [Remove all](#)

Product destination: For motor power supply ≤ 60 Hz
[U] rated supply voltage: 24 V DC (-15...10 %)

Discover other products & accessories

Documents & Downloads

Main [Show](#)

Complementary [Show](#)

Environment [Show](#)

> Click on “Instruction sheet”

Schneider Electric

Discover your Schneider Electric tools | Add to favorites | Help | Historic

Product destination: For motor power supply ≤ 60 Hz

Refine your selection

Product image
 Instruction sheet
 Product environmental
 End of life manual
 Certificate

Result: 3 documents

Product image
Safety module for zero speed monitoring
4/25/2012 12:27:22 PM
(Select your format)

Instruction sheet
XPSVNE - Safety modules for zero speed detection
(Select your format)



More information on
<http://www.schneider-electric.com/machinesafety>

Schneider Electric Industries SAS

Head Office
35, rue Joseph Monier
F-92500 Rueil-Malmaison
France

The information provided in this documentation contains general descriptions and/or technical characteristics of the performance of the products contained herein. This documentation is not intended as a substitute for and is not to be used for determining suitability or reliability of these products for specific user applications. It is the duty of any such user or integrator to perform the appropriate and complete risk analysis, evaluation and testing of the products with respect to the relevant specific application or use thereof. Neither Schneider Electric nor any of its affiliates or subsidiaries shall be responsible or liable for misuse of the information contained herein.

Design: Schneider Electric
Photos: Schneider Electric