

Enclosures & thermal management systems certifications

Range	Assemblies alone					Equipped assemblie system
	Empty assemblies for low-voltage switchgear	Standards for industrial equipment and UL classification	Marine environment classification or approval for protection and resistance to vibrations	Enclosures installed in a potentially explosive atmosphere	Outdoor Heavy Duty enclosures	Low-voltage switchgear and controlgear assemblies
	Standard/Directive					
	IEC 62208	UL508A and CAN CSA C22-2 no. 14	Rules of certifying bodies	European directive no. 2014/34/UE EN60079-0 / EN60079-7 EN60079-3 / EN60529	IEC 61439-5 ISO 12944-6 IEC 61969-3	IEC61439-1&2
Spacial						
SBM	●	●	● ● ● ● ● ●			
S3D	● ● (6)	●	● ● ● ● ● ● ● ●			
CRN	● (6)	●	● ● ● ● ● ● ● ●			
CRNG	● (6)	●	● ● ● ● ● ● ● ●			
S3DEX		●	● ● ● ● ● ● ● ●		●	
S3HF		●	● ● ● ● ● ● ● ●			
S3HD	● (6)	●	● ● ● ● ● ● ● ●		●	
S3CM		●	● ● ● ● ● ● ● ●			
SM	● ● (6)	●	● ● ● ● ● ● ● ●			●
SF	● ● (6)	●	● ● ● ● ● ● ● ●			
SFHD	● ● (6)	●	● ● ● ● ● ● ● ●		●	●
SFP/PH	● (6)	●	● ● ● ● ● ● ● ●			●
SFM		●	● ● ● ● ● ● ● ●			●
S3X	●	●	● ● ● ● ● ● ● ●			
S3XEX		●	● ● ● ● ● ● ● ●	●		
SMX	●	●	● ● ● ● ● ● ● ●	● (3)		
SFX	● (3)	●	● ● ● ● ● ● ● ●	● (3)		
Thalassa						
TBS/TBP	●	● (1)	● ● ● ● ● ● ● ●			
PLS	●	●	● ● ● ● ● ● ● ●			
PLM	● ● (6)	●	● ● ● ● ● ● ● ●	●		
PLA	● ● (6)	●	● ● ● ● ● ● ● ●	●		
PLAT	● ● (6)	●	● ● ● ● ● ● ● ●			
PLAZ	● ● (6)	●	● ● ● ● ● ● ● ●			
PLAZT	● ● (6)	●	● ● ● ● ● ● ● ●			
PLD	●	●	● ● ● ● ● ● ● ●			
PHD	● (6)	●	● ● ● ● ● ● ● ●		● (2)	
ClimaSys (4)						
CV		●	● ● ● ● ● ● ● ●			
CU		●	● ● ● ● ● ● ● ●			
CE		●	● ● ● ● ● ● ● ●			
CR		● (5)	● ● ● ● ● ● ● ●			
CC		●	● ● ● ● ● ● ● ●			

(1) Only TBP. / (2) ISO 12944-6 only applies to the Spacial enclosures. / (3) Only for 1 door versions. / (4) EAC compliant. (5) The insulated & aluminium resistance heaters of 12-24 V DC & 270-420 V AC are not certified. / (6) Compliance with Dekra.

For other certifications & declarations of conformity, please consult us.

Official certification body									
Bureau Veritas	LCIE (Bureau Veritas)	Bureau Veritas Marine Division	TÜV Rheinland Group	Underwriters Laboratories	Laboratorio Oficial J.M. Madariaga	DNV-GL	Lloyd's Register	Dekra	Asefa
●	●	●	●	●	●	●	●	●	●

Schneider Electric Industries SAS

35, rue Joseph Monier
CS 30323
92506 Rueil Malmaison Cedex
France

RCS Nanterre 954 503 439
Capital social 896 313 776 €
www.schneider-electric.com

05-2018
UE18MK06EN

© 2018 - Schneider Electric - All rights reserved.
All trademarks are owned by Schneider Electric Industries SAS or its affiliated companies.

This document has been printed on recycled paper.





Spacial - Thalassa - ClimaSys





























Universal Enclosures
Quick Selection Guide 2018

schneider-electric.com

Life Is On

Schneider
Electric

Choose your enclosure

		Universal Enclosures ranges		Outdoor Heavy Duty	Electrical distribution	EMC	ATEX	Seismic
Spatial	Boxes... From 85 x 85 mm To 400 x 800 mm ... and HMI	 SBM Industrial boxes	 SDB Junction boxes	 S3CM, SD, SDF, SDX Control desks SF, SMX PC racks				
	Wall-mounting enclosures From 300 x 200 mm To 1400 x 1000 mm	 S3D Wall-mounting enclosures						
	Wall-mounting enclosures From 300 x 200 mm To 1400 x 1000 mm	 VDM 19" enclosures S3D 19" enclosures		 S3HD Wall-mounting Heavy Duty enclosures	 S3DB, S3DBFL (with FL21 cut-out), S3DM	 S3HF Electromagnetic compatibility	 S3DEX Explosive atmospheres	 S3D6G Wall-mounting seismic enclosure*
	Floor-standing enclosures From 1200 x 800 mm To 2200 x 1600 mm	 SM Floor-standing compact enclosures						
	Floor-standing enclosures From 1200 x 600 mm To 2200 x 1200 mm	 SF Floor-standing suitable enclosures Electronic application Automobile application	 SFM Motor control centers*	 SFHD Floor-standing Heavy Duty enclosures	 SF, SFP Electrical distribution*	 SFHF Electromagnetic compatibility		 SF 6G, SFP 5G Seismic application*
	Wall-mounting enclosures From 300 x 200 mm To 1200 x 1000 mm	 S3X Wall-mounting enclosures					 S3XEX Explosive atmospheres	
	Floor-standing enclosures From 1400 x 1000 mm To 2000 x 1600 mm	 SFX Floor-standing suitable	 SMX Floor-standing monobloc					
	Boxes From 74 x 74 mm To 540 x 720 mm	 TBS ABS industrial boxes	 TBP Polycarbonate industrial boxes	 PLS Insulating modular boxes				
	Thalassa	Wall-mounting enclosures From 310 x 215 mm To 1056 x 852 mm	 PLM Wall-mounting polyester enclosures					
	Floor-standing enclosures From 500 x 500 mm To 1500 x 1250 mm	 PLA Floor-standing enclosures	 PLD Floor-standing DIN enclosures	 PHD Floor-standing Heavy Duty enclosures				

* For more information, see Universal Enclosures general catalogue.

Thermal management system



ClimaSys CV
Ventilation systems



ClimaSys CE
Air-air exchangers



ClimaSys CE
Air-water exchangers



ClimaSys CU
Cooling units



ClimaSys DT
Dataloggers



ClimaSys CR
PTC resistance
heaters



ClimaSys CRS
Ultra thin resistance heaters



ClimaSys CC
Thermal control

Mounting accessories



Mounting plates




Chassis




Rails



Uprights



Brackets




Plates



Nuts


Modular distribution



Panels



Covers



Bar supports



Chassis


Cable management




Plugs



Cable entries



Membranes



Plates



Quick entries



Cable ducts

Transversal accessories



LED lamps



Document pockets



Earth braids



Door switches



Door retainers

Enclosures spare parts



Cable gland plate



Doors



Door accessories



Fixing hardware



Roof accessories

Software and tools



Web Product Selectors



Digital Rules



ProClima



EffiClima



Spacial.conf

Select the right accessory

How to define an enclosures solution?

Invariables

Switchgear and Controlgear are the cornerstone of all electrical system. Industry, infrastructure, building, energy, transport, every segment.

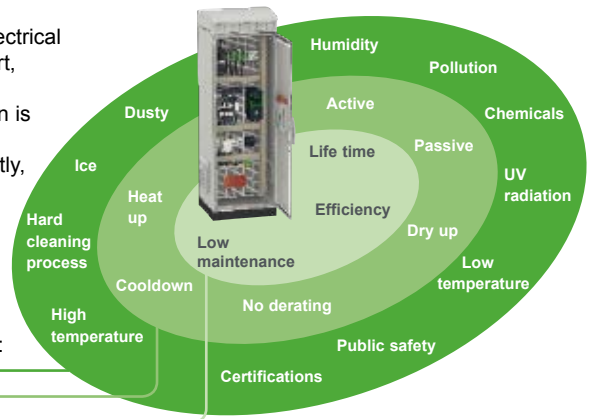
The correct enclosure and thermal management selection is crucial to guaranty the targeted performance.

Safeguards of equipment installed inside and consequently, service continuity.

The correct selection of an enclosure and thermal solution

Many influences must be considered when defining an enclosure system. They may be grouped in three groups:

- Protection (Equipment and people)
- Thermal management
- Solution profitability



Protection

Enclosures protect the inside installed equipment against the external environment and protect people against accidental contact with internal electrical equipment.

Protection against environment

Under this concept must be considered

Rain / Snow / Ice / Humidity / Pollution / Chemicals / UV Radiation / Low temperatures / High temperatures / Cleaning process / Dusty / Salty / Sand storm / Wind / Chemicals / Fauna / Flora / Vandalism / Burglary / ...

Protect people against electrical accidents

Under this concept must be considered

Public areas / Private area not segregated / Segregated private area / Vandalism / Burglary

The environment and the enclosure

The table below is only indicative and not binding. It shows, in a general concept, the optimized performance of the Universal Enclosures ranges according to the environment conditions taking into account technical and commercial criteria:

- ■■■ Very recommended
- ■ Recommended
- - Not recommended

Environment	Enclosure material						
	Steel	Steel Heavy Duty	Stainless-steel 304L	Stainless-steel 316L	Stainless-steel Paint	Polyester	Polyester Heavy Duty
Indoor clean environment (1)	■■■	■	■	■	■	■	■
Hard cleaning process (2)	-	-	■■■	■■■	-	-	-
Outdoor (no public access)	-	■■■	■	■	■	■■■	■■■
Outdoor (public access)	-	■	■	■	■	■	■■■
Harsh chemicals	-	■	■■■	■■■	■■■	■■■	■■■
Solar radiation	-	■■■	-	■ (4)	■ (4)	■■■	■■■
Sand storm	-	-	■■■	■■■	-	■	■
Temperature > 40°C (3)	■■■	■■■	■■■	■■■	■■■	■■■	■■■
Temperature < 5°C (3)	■■■	■■■	■■■	■■■	■■■	■■■	■■■
Salty environment	-	-	-	■■■	■■■	■■■	■■■
Sea water splashes	-	-	-	■■■	■■■	■■■	■■■
Humidity > 70% (3)	-	■■■	■■■	■■■	■■■	■■■	■■■
Impact	■■■	■■■	■■■	■■■	■■■	■■■	■■■
Vandalism	-	■■■	■	■	■	■	■■■
Burglary	-	■■■	■	■	■	■	■■■
Strong pollution	•	■■■	■■■	■■■	■■■	■■■	■■■
Vibration (Marine application)	■■■	-	■■■	■■■	■■■	■■■	-
Seismic	■■■	-	-	-	-	-	-
Electro Magnetic Interference	■■■	-	-	-	-	-	-

(1) Not considering F&B process

(2) e.g. F&B process

(3) Always using ClimaSys solutions

(4) Marine solar plants

Thermal management

Thermal management system must guaranty the temperature and humidity controlled inside the enclosure.

The correct solution must be based on a robust process starting on the environment diagnostic, going to the parameters calculations and defining the best architecture (Enclosures + Equipment installed + Thermal solution).

ClimaSys is the definitive solution based on ClimaSys DT / EffiClima / ProClima

Industry and Infrastructure Offer

A material for every environment

> Steel

Robust solution for industrial environment

The industrial environment in mechanical plants is especially demanding as regards the protection of electric and electronic components against dust, splashing with oil and impacts. This environment therefore requires a range that is suited to the applications and easy to implement.

- **Universal range**, for industry.
- **Functional enclosure**, for the electrical distribution.
- **Motor Control Centres - fix MCC**
- **Heavy Duty range**, for outdoor applications in private locations.
- **Seismic and nuclear enclosure**.
- **E.M.C. range**, against electromagnetic disturbances (treated with Aluzinc).
- **Range of ATEX enclosures**, for potentially explosive atmospheres.
- **Human-machine interface enclosures range**.
- **Customised solutions**, for specific applications.



> Solution:

The Spacial range in steel (industrial boxes, wall-mounting, monobloc and suitable floor-standing enclosures).

Steel

> 304L - 316L stainless-steel

Demanding industrial environment

Food and beverage, pharmaceutical, petrochemical and infrastructure industries are particularly demanding in terms of hygiene and resistance to corrosion. With two grades of stainless-steel:

- **304L stainless-steel**: resistance to corrosion and cleanability (often used in food production environments).
- **316L stainless-steel, also known as "marine stainless-steel"**: Very high resistance to corrosion (saline or chlorinated environment).
- **Range of ATEX enclosures**, for potentially explosive atmospheres.



> Solution:

The Spacial range in stainless-steel (wall-mounting, monobloc and suitable floor-standing enclosures).

Stainless-steel

> Insulating polyester and plastic materials (ABS, polycarbonate)

Severe infrastructures and industrial environments

Outdoor infrastructures and electrical installations are exposed to direct sunlight, rain, saline mist, extreme temperatures, oil splashes, chemical and corrosive agents, and are in contact with the public.

- **Universal range**, for industry and infrastructures.
- **Heavy Duty range**, for harsh outdoor applications in public areas.



> Solution:

The Thalassa range (boxes, wall-mounting and floor-standing enclosures).

Insulating materials

Steel industrial boxes

Spacial SDB



	Metallic junction boxes IP55 - IK07 - RAL 7035						Plain mounting plate
	External dimensions (mm)			Models without knock-outs	Models with knock-outs		
	H	W	D	References	References		
Low cover	85	85	49	NSYDBN88	NSYDB88M	-	
	105	105	49	NSYDBN1010	NSYDB1010M	-	
	155	105	61	NSYDBN1510	NSYDB1510M	NSYPMD1510	
	206	156	83	NSYDBN2015	NSYDB2015M	NSYPMD2015	
	256	206	93	NSYDBN2520	-	NSYPMD2520	
	307	257	116	NSYDBN3025	-	NSYPMD3025	

Spacial SBM



External dimensions (mm)			Steel industrial boxes RAL 7035			Extension box ⁽¹⁾
H	W	D	Spacial SBM - Flat box IP66 - IK10	Spacial SBMC - FL21 entry box IP66 - IK10	Spacial SBMB - BUS box IP55 - IK08	
150	150	80	NSYSBM15158	-	-	-
150	150	120	NSYSBM151512	-	-	-
150	200	80	NSYSBM15208	-	-	-
150	200	120	NSYSBM152012	-	-	-
150	300	80	NSYSBM15308	-	-	-
150	300	120	NSYSBM153012	NSYSBMC153012	-	-
150	400	80	NSYSBM15408	-	-	-
150	400	120	NSYSBM154012	NSYSBMC154012	-	-
200	200	80	NSYSBM20208	-	-	NSYAES228SB
200	200	120	NSYSBM202012	-	-	NSYAES228SB
200	300	80	NSYSBM20308	-	-	NSYAES238SB
200	300	120	NSYSBM203012	NSYSBMC203012	NSYSBMB203012	NSYAES238SB
200	400	80	NSYSBM20408	-	-	NSYAES248SB
200	400	120	NSYSBM204012	NSYSBMC204012	NSYSBMB204012	NSYAES248SB
200	500	80	NSYSBM20508	-	-	NSYAES258SB
200	500	120	NSYSBM205012	-	-	NSYAES258SB
200	600	80	NSYSBM20608	-	-	NSYAES268SB
200	600	120	NSYSBM206012	NSYSBMC206012	NSYSBMB206012	NSYAES268SB
200	800	120	NSYSBM208012	NSYSBMC208012	NSYSBMB208012	-
300	300	120	NSYSBM303012	NSYSBMC303012	-	NSYAES338SB
300	400	120	NSYSBM304012	NSYSBMC304012	-	NSYAES348SB
300	500	120	NSYSBM305012	-	-	NSYAES358SB
300	600	120	NSYSBM306012	NSYSBMC306012	-	NSYAES368SB
300	800	120	NSYSBM308012	NSYSBMC308012	-	-
400	400	120	NSYSBM404012	NSYSBMC404012	-	-
400	500	120	NSYSBM405012	-	-	-
400	600	120	NSYSBM406012	NSYSBMC406012	-	-
400	800	120	NSYSBM408012	NSYSBMC408012	-	-

(1) Not compatible with Bus box.



Suspension system available in the catalogue



Dimensions			Spacial S3CM Control enclosure IP54 - IK10 - RAL 7035	
H	W	D		
300	300	200	NSYS3CM303020	
300	400	200	NSYS3CM304020	
400	400	200	NSYS3CM404020	
400	600	250	NSYS3CM406025*	
500	500	250	NSYS3CM505025	
600	600	200	NSYS3CM606020*	
600	800	300	NSYS3CM608030	
800	600	300	NSYS3CM806030*	

Dimensions			Spacial S3CM Box-keyboard IP54 - IK10 - RAL 7040		Spacial S3CM Support RAL 7035	
H	W	D				
250	600	116	NSYCMT2560110	-	-	
315	230	-	-	Vertical	NSYCMSP	
-	350	310	-	Laptop computer	NSYCMBC	
-	500	200	-	Keyboard	NSYCMBP	


* Enclosure equipped with a cable-gland plate.

Spacial SD, SDF, SDX



Control desk dimensions (mm)			Spacial SD Compact control desk IP55 - IK10 - RAL 7035 Sheet steel				Spacial SDX Compact control desk IP55 - IK10 Stainless-steel sheet		Spacial SDF Control desk with console IP55 - IK10 - RAL 7035 Sheet steel	
			With fixed rear panel		With removable rear panel		With removable rear panel		With rear door	
			1 door	2 doors	1 door	2 doors	1 door	2 doors	1 door	2 doors
1000	600	469	NSYSD6	-	-	-	-	-	-	
1000	600	500	-	-	-	-	NSYSDX6	-	-	
1000	800	469	NSYSD8	-	-	-	-	-	-	
1000	800	500	-	-	-	-	NSYSDX8	-	-	
1000	1000	469	-	NSYSD10	-	-	-	-	-	
1000	1200	469	-	NSYSD12	-	-	-	-	-	
1000	600	600	-	-	NSYSD6R	-	-	-	-	
1000	800	600	-	-	NSYSD8R	-	-	-	-	
1000	1000	500	-	-	-	-	NSYSDX10	-	-	
1000	1000	600	-	-	-	NSYSD10R	-	-	-	
1000	1200	500	-	-	-	-	NSYSDX12	-	-	
1000	1200	600	-	-	-	NSYSD12R	-	-	-	
1400	800	845	-	-	-	-	-	NSYSDF88	-	
1400	1000	845	-	-	-	-	-	-	NSYSDF108	
1400	1200	845	-	-	-	-	-	-	NSYSDF128	
1400	1600	845	-	-	-	-	-	-	NSYSDF168	
1400	800	1045	-	-	-	-	-	NSYSDF810	-	
1400	1000	1045	-	-	-	-	-	-	NSYSDF1010	
1400	1200	1045	-	-	-	-	-	-	NSYSDF1210	
1400	1600	1045	-	-	-	-	-	-	NSYSDF1610	

Spacial SF PC rack, SMX PC rack



Control desk dimensions (mm)			Spacial SF PC rack IP55* - IK10 - RAL 7035		Spacial SMX PC rack 304L Stainless-steel IP55 - IK10
H	W	D	No. of compartments	References	References
1600	600	600	3	NSYSF16660PC	NSYSMX16660PC
1600	600	800	3	NSYSF16680PC	-
1800	600	600	4	NSYSF18660PC	NSYSMX18660PC
1800	600	800	4	NSYSF18680PC	-

* IP40 with hinged keyboard.



Specifications					Spacial S3D IP66 ⁽³⁾ - IK10 ⁽⁴⁾ - RAL 7035			Cable-entry accessories			
Dimensions ⁽¹⁾			N° of doors	Weight (kg) ⁽²⁾	Plain door		Glazed door	Cable-gland plates			
H	W	D			With mounting plate	Without mounting plate	Without mounting plate	Standard steel	Aluminium	Steel with cut-out for FL membrane ⁽⁵⁾	FlexiCable
300	200	150	1	3.02	NSYS3D3215P	NSYS3D3215	-	NSYTLA	NSYT LAU	-	-
300	250	150	1	3.48	NSYS3D32515P	NSYS3D32515	NSYS3D32515T	NSYT LA	NSYT LAU	-	-
300	300	150	1	3.90	NSYS3D3315P	NSYS3D3315	NSYS3D3315T	NSYT LB	NSYT LBU	NSYTLBFL	-
300	300	200	1	4.50	NSYS3D3320P	NSYS3D3320	NSYS3D3320T	NSYT LC	NSYT LCU	NSYTL CFL	NSYTL CME
300	400	150	1	4.82	NSYS3D3415P	NSYS3D3415	NSYS3D3415T	NSYT LB	NSYT LBU	NSYTLBFL	-
300	400	200	1	5.60	NSYS3D3420P	NSYS3D3420	NSYS3D3420T	NSYT LD	NSYT LDU	NSYTL DFL	NSYTL DME
400	300	150	1	4.90	NSYS3D4315P	NSYS3D4315	NSYS3D4315T	NSYT LB	NSYT LBU	NSYTLBFL	-
400	300	200	1	5.00	NSYS3D4320P	NSYS3D4320	NSYS3D4320T	NSYT LC	NSYT LCU	NSYTL CFL	NSYTL CME
400	400	200	1	6.50	NSYS3D4420P	NSYS3D4420	NSYS3D4420T	NSYT LD	NSYT LDU	NSYTL DFL	NSYTL DME
400	600	200	1	10.50	NSYS3D4620P	NSYS3D4620	NSYS3D4620T	NSYT LF	NSYT LFU	NSYTL FFL	NSYTL FME
400	600	250	1	12.00	NSYS3D4625P	NSYS3D4625	NSYS3D4625T	NSYT LF	NSYT LFU	NSYTL FFL	NSYTL FME
500	300	200	1	7.50	NSYS3D5320P	NSYS3D5320	NSYS3D5320T	NSYT LC	NSYT LCU	NSYTL CFL	NSYTL CME
500	400	200	1	9.30	NSYS3D5420P	NSYS3D5420	NSYS3D5420T	NSYT LD	NSYT LDU	NSYTL DFL	NSYTL DME
500	400	250	1	10.20	NSYS3D5425P	NSYS3D5425	NSYS3D5425T	NSYT LD	NSYT LDU	NSYTL DFL	NSYTL DME
500	500	200	1	11.18	NSYS3D5520P	NSYS3D5520	NSYS3D5520T	NSYT LE	NSYT LEU	NSYT LEFL	NSYT LE ME
500	500	250	1	12.06	NSYS3D5525P	NSYS3D5525	NSYS3D5525T	NSYT LE	NSYT LEU	NSYT LEFL	NSYT LE ME
600	400	200	1	11.00	NSYS3D6420P	NSYS3D6420	NSYS3D6420T	NSYT LD	NSYT LDU	NSYTL DFL	NSYTL DME
600	400	250	1	12.00	NSYS3D6425P	NSYS3D6425	NSYS3D6425T	NSYT LD	NSYT LDU	NSYTL DFL	NSYTL DME
600	500	250	1	16.20	NSYS3D6525P	NSYS3D6525	NSYS3D6525T	NSYT LE	NSYT LEU	NSYT LEFL	NSYT LE ME
600	600	200	1	14.00	NSYS3D6620P	NSYS3D6620	NSYS3D6620T	NSYT LF	NSYT LFU	NSYTL FFL	NSYTL FME
600	600	250	1	15.00	NSYS3D6625P	NSYS3D6625	NSYS3D6625T	NSYT LF	NSYT LFU	NSYTL FFL	NSYTL FME
600	600	300	1	17.00	NSYS3D6630P	NSYS3D6630	NSYS3D6630T	NSYT LG	NSYT LGU	NSYTL G2FL ⁽⁶⁾	NSYTL GME
600	600	400	1	19.00	NSYS3D6640P	NSYS3D6640	NSYS3D6640T	NSYT LG	NSYT LGU	NSYTL G2FL ⁽⁶⁾	NSYTL GME
600	800	300	1	25.50	NSYS3D6830P	NSYS3D6830	NSYS3D6830T	NSYT LD	NSYT LDU	NSYTL DFL	2 x NSYTL DME
700	500	250	1	15.00	NSYS3D7525P	NSYS3D7525	NSYS3D7525T	NSYT LE	NSYT LEU	NSYT LEFL	NSYT LE ME
800	600	200	1	21.00	NSYS3D8620P	NSYS3D8620	NSYS3D8620T	NSYT LF	NSYT LFU	NSYTL FFL	NSYTL FME
800	600	250	1	23.00	NSYS3D8625P	NSYS3D8625	NSYS3D8625T	NSYT LF	NSYT LFU	NSYTL FFL	NSYTL FME
800	600	300	1	25.00	NSYS3D8630P	NSYS3D8630	NSYS3D8630T	NSYT LG	NSYT LGU	NSYTL G2FL ⁽⁶⁾	NSYTL GME
800	600	400	1	29.00	NSYS3D8640P	NSYS3D8640	NSYS3D8640T	NSYT LG	NSYT LGU	NSYTL G2FL ⁽⁶⁾	NSYTL GME
800	800	250	1	30.00	NSYS3D8825P	NSYS3D8825	NSYS3D8825T	NSYT LD	NSYT LDU	NSYTL DFL	2 x NSYTL DME
800	800	300	1	32.00	NSYS3D8830P	NSYS3D8830	NSYS3D8830T	NSYT LD	NSYT LDU	NSYTL DFL	2 x NSYTL DME
800	1000	300	1	38.00	NSYS3D81030P	NSYS3D81030	-	NSYT LE	NSYT LEU	NSYT LEFL	2 x NSYT LE ME
800	1000	300	2	43.50	NSYS3D81030DP	NSYS3D81030D	-	NSYT LE	NSYT LEU	NSYT LEFL	2 x NSYT LE ME
800	1200	300	2	46.00	NSYS3D81230DP	NSYS3D81230D	-	NSYT LE	NSYT LEU	NSYT LEFL	2 x NSYT LE ME
1000	600	250	1	28.00	NSYS3D10625P	NSYS3D10625	NSYS3D10625T	NSYT LF	NSYT LFU	NSYTL FFL	NSYTL FME
1000	600	300	1	30.60	NSYS3D10630P	NSYS3D10630	NSYS3D10630T	NSYT LG	NSYT LGU	NSYTL G2FL ⁽⁶⁾	NSYTL GME
1000	600	400	1	33.00	NSYS3D10640P	NSYS3D10640	NSYS3D10640T	NSYT LG	NSYT LGU	NSYTL G2FL ⁽⁶⁾	NSYTL GME
1000	800	250	1	35.00	NSYS3D10825P	NSYS3D10825	NSYS3D10825T	NSYT LD	NSYT LDU	NSYTL DFL	2 x NSYTL DME
1000	800	300	1	38.00	NSYS3D10830P	NSYS3D10830	NSYS3D10830T	NSYT LD	NSYT LDU	NSYTL DFL	2 x NSYTL DME
1000	800	400	1	42.00	NSYS3D10840P	NSYS3D10840	NSYS3D10840T	NSYT LD	NSYT LDU	NSYTL DFL	2 x NSYTL DME
1000	1000	300	1	46.00	NSYS3D101030P	NSYS3D101030	NSYS3D101030T	NSYT LE	NSYT LEU	NSYT LEFL	2 x NSYT LE ME
1000	1000	300	2	46.00	NSYS3D101030DP	NSYS3D101030D	NSYS3D101030DT	NSYT LE	NSYT LEU	NSYT LEFL	2 x NSYT LE ME
1000	1200	300	2	53.00	NSYS3D101230DP	NSYS3D101230D	-	NSYT LE	NSYT LEU	NSYT LEFL	2 x NSYT LE ME
1000	1200	400	2	60.00	NSYS3D101240DP	NSYS3D101240D	-	NSYT LE	NSYT LEU	NSYT LEFL	2 x NSYT LE ME
1200	600	300	1	37.00	NSYS3D12630P	NSYS3D12630	NSYS3D12630T	NSYT LG	NSYT LGU	NSYTL G2FL ⁽⁶⁾	NSYTL GME
1200	600	400	1	42.00	NSYS3D12640P	NSYS3D12640	NSYS3D12640T	NSYT LG	NSYT LGU	NSYTL G2FL ⁽⁶⁾	NSYTL GME
1200	800	300	1	45.00	NSYS3D12830P	NSYS3D12830	NSYS3D12830T	NSYT LD	NSYT LDU	NSYTL DFL	2 x NSYTL DME
1200	800	400	1	49.00	NSYS3D12840P	NSYS3D12840	NSYS3D12840T	NSYT LD	NSYT LDU	NSYTL DFL	2 x NSYTL DME
1200	1000	300	1	53.00	NSYS3D121030P	NSYS3D121030	NSYS3D121030T	NSYT LE	NSYT LEU	NSYT LEFL	2 x NSYT LE ME
1200	1000	300	2	54.00	NSYS3D121030DP	NSYS3D121030D	NSYS3D121030DT	NSYT LE	NSYT LEU	NSYT LEFL	2 x NSYT LE ME
1200	1000	400	2	61.00	NSYS3D121040DP	NSYS3D121040D	-	NSYT LE	NSYT LEU	NSYT LEFL	2 x NSYT LE ME
1200	1200	300	2	64.00	NSYS3D121230DP	NSYS3D121230D	-	NSYT LE	NSYT LEU	NSYT LEFL	2 x NSYT LE ME
1200	1200	400	2	90.00	NSYS3D121240DP	NSYS3D121240D	-	NSYT LE	NSYT LEU	NSYT LEFL	2 x NSYT LE ME
1400	1000	300	2	80.00	NSYS3D141030DP	NSYS3D141030D	-	NSYT LE	NSYT LEU	NSYT LEFL	2 x NSYT LE ME

(1) For other dimensions, see our application offer.

(2) Enclosure without mounting plate.

(3) Double door: IP55.

(4) Glazed door : IK08.

(5) FL13 for entry type B. FL21 for all other entries.

(6) Exists with 1 cut-out NSYTLGFL.



Composition accessories					Modular mounting plate
Internal door ⁽⁷⁾	Step slides	Canopy	Fixing on post	Full width wall fixing lugs	Door cross rails
-	-	NSYTJ2015	-	NSYAEFFFS3DW20	-
-	-	NSYTJ2515	-	-	-
-	-	NSYTJ3015	NSYSFPSC30	NSYAEFFFS3DW30	-
-	NSYSDCR200	NSYTJ3020	NSYSFPSC30	NSYAEFFFS3DW30	-
-	-	NSYTJ4015	NSYSFPSC40	NSYAEFFFS3DW40	-
-	NSYSDCR200	NSYTJ4020	NSYSFPSC40	NSYAEFFFS3DW40	-
NSYPIN43	-	NSYTJ3015	NSYSFPSC30	NSYAEFFFS3DW30	-
NSYPIN43	NSYSDCR200	NSYTJ3020	NSYSFPSC30	NSYAEFFFS3DW30	-
-	NSYSDCR200	NSYTJ4020	NSYSFPSC40	NSYAEFFFS3DW40	NSYTFPCRNR4
-	NSYSDCR200	NSYTJ6020	NSYSFPSC60	NSYAEFFFS3DW60	NSYTFPCRNR6
-	NSYSDCR250	NSYTJ6025	NSYSFPSC60	NSYAEFFFS3DW60	NSYTFPCRNR6
-	NSYSDCR200	NSYTJ3020	NSYSFPSC30	NSYAEFFFS3DW30	-
NSYPIN54	NSYSDCR200	NSYTJ4020	NSYSFPSC40	NSYAEFFFS3DW40	NSYTFPCRNR4
NSYPIN54	NSYSDCR250	NSYTJ4025	NSYSFPSC40	NSYAEFFFS3DW40	NSYTFPCRNR4
-	NSYSDCR200	NSYTJ5020	NSYSFPSC50	NSYAEFFFS3DW50	NSYTFPCRNR5
-	NSYSDCR250	NSYTJ5025	NSYSFPSC50	NSYAEFFFS3DW50	NSYTFPCRNR5
NSYPIN64	NSYSDCR200	NSYTJ4020	NSYSFPSC40	NSYAEFFFS3DW40	NSYTFPCRNR4
NSYPIN64	NSYSDCR250	NSYTJ4025	NSYSFPSC40	NSYAEFFFS3DW40	NSYTFPCRNR4
-	NSYSDCR250	NSYTJ5025	NSYSFPSC50	NSYAEFFFS3DW50	-
-	NSYSDCR200	NSYTJ6020	NSYSFPSC60	NSYAEFFFS3DW60	NSYTFPCRNR6
-	NSYSDCR250	NSYTJ6025	NSYSFPSC60	NSYAEFFFS3DW60	NSYTFPCRNR6
-	NSYSDCR300	NSYTJ6030	NSYSFPSC60	NSYAEFFFS3DW60	NSYTFPCRNR6
-	NSYSDCR400	NSYTJ6040	NSYSFPSC60	NSYAEFFFS3DW60	NSYTFPCRNR6
-	NSYSDCR300	NSYTJ8030	NSYSFPSC80	NSYAEFFFS3DW80	NSYTFPCRNR8
NSYPIN75	NSYSDCR250	NSYTJ5025	NSYSFPSC50	NSYAEFFFS3DW50	NSYTFPCRNR5
NSYPIN86	NSYSDCR200	NSYTJ6020	NSYSFPSC60	NSYAEFFFS3DW60	NSYTFPCRNR6
NSYPIN86	NSYSDCR250	NSYTJ6025	NSYSFPSC60	NSYAEFFFS3DW60	NSYTFPCRNR6
NSYPIN86	NSYSDCR300	NSYTJ6030	NSYSFPSC60	NSYAEFFFS3DW60	NSYTFPCRNR6
NSYPIN86	NSYSDCR400	NSYTJ6040	NSYSFPSC60	NSYAEFFFS3DW60	NSYTFPCRNR6
-	NSYSDCR250	NSYTJ8025	NSYSFPSC80	NSYAEFFFS3DW80	NSYTFPCRNR8
-	NSYSDCR300	NSYTJ8030	NSYSFPSC80	NSYAEFFFS3DW80	NSYTFPCRNR8
-	NSYSDCR300	NSYTJ10030	-	NSYAEFFFS3DW100	NSYTFPCRNR10
-	NSYSDCR300	NSYTJ10030	-	NSYAEFFFS3DW100	-
-	NSYSDCR300 ⁽⁸⁾	NSYTJ12030	-	NSYAEFFFS3DW120	-
NSYPIN106	NSYSDCR250	NSYTJ6025	-	NSYAEFFFS3DW60	NSYTFPCRNR6
NSYPIN106	NSYSDCR300	NSYTJ6030	-	NSYAEFFFS3DW60	NSYTFPCRNR6
NSYPIN106	NSYSDCR400	NSYTJ6040	-	NSYAEFFFS3DW60	NSYTFPCRNR6
NSYPIN108	NSYSDCR250	NSYTJ8025	-	NSYAEFFFS3DW80	NSYTFPCRNR8
NSYPIN108	NSYSDCR300	NSYTJ8030	-	NSYAEFFFS3DW80	NSYTFPCRNR8
NSYPIN108	NSYSDCR400	NSYTJ8040	-	NSYAEFFFS3DW80	NSYTFPCRNR8
-	NSYSDCR300	NSYTJ10030	-	NSYAEFFFS3DW100	NSYTFPCRNR10
-	NSYSDCR300	NSYTJ10030	-	NSYAEFFFS3DW100	-
-	NSYSDCR300 ⁽⁸⁾	NSYTJ12030	-	NSYAEFFFS3DW120	-
-	NSYSDCR400 ⁽⁸⁾	NSYTJ12040	-	NSYAEFFFS3DW120	-
NSYPIN126	NSYSDCR300	NSYTJ6030	-	NSYAEFFFS3DW60	-
NSYPIN126	NSYSDCR400	NSYTJ6040	-	NSYAEFFFS3DW60	-
NSYPIN128	NSYSDCR300	NSYTJ8030	-	NSYAEFFFS3DW80	NSYTFPCRNR8
NSYPIN128	NSYSDCR400	NSYTJ8040	-	NSYAEFFFS3DW80	NSYTFPCRNR8
-	NSYSDCR300	NSYTJ10030	-	NSYAEFFFS3DW100	NSYTFPCRNR10
-	NSYSDCR300	NSYTJ10030	-	NSYAEFFFS3DW100	-
-	NSYSDCR400	NSYTJ10040	-	NSYAEFFFS3DW100	-
-	NSYSDCR300 ⁽⁸⁾	NSYTJ12030	-	NSYAEFFFS3DW120	-
-	NSYSDCR400 ⁽⁸⁾	NSYTJ12040	-	NSYAEFFFS3DW120	-
-	NSYSDCR300	NSYTJ10030	-	NSYAEFFFS3DW100	-

(7) To adjust the depth of the internal door, please order the step slides.

(8) For the double mounting plates, order also ref. **NSYSDRSDCR300** (D300) or **NSYSDRSDCR400** (D400).

Standard locks



Description	References of form insert*
3 mm double bar	NSYAEDLB3S3D
CNOMO 6.5 mm triangular	NSYAEDLT6S3D
8 mm triangular	NSYAEDLT8S3D

* Delivered with 1 plastic key.

Standard handles with keys



Description	References of handle with keys*
1242	NSYAEDL1242S3D
405	NSYAEDL405S3D
455	NSYAEDL455S3D
2433A	NSYAEDL2433S3D
3524E	NSYAEDL3524S3D
3131A	NSYAEDL3131AS3D
610	NSYAEDL610S3D

* Delivered with 2 keys.

Padlock



Description	Reference
Padlockable 405 ⁽²⁾	NSYAEDLPADS3D

(1) Diameter 8 mm.

Wall-fixing lugs



Description	References
Passivated zinc-coated steel	NSYAEFFFS3D
Stainless-steel 304L	NSYAEFFFS3DSC
Passivated zinc-coated steel	NSYAEFFFS3D*

* 4 fixing brackets + covers

Full-width wall fixing lugs



Width (mm)	References
200	NSYAEFFFS3DW20
300	NSYAEFFFS3DW30
400	NSYAEFFFS3DW40
500	NSYAEFFFS3DW50
600	NSYAEFFFS3DW60
800	NSYAEFFFS3DW80
1000	NSYAEFFFS3DW100
1200	NSYAEFFFS3DW120

Spacial S3DB,
S3DBFL, S3DM,
VDM, S3DEX, S3HF,
S3HD, S3D 19"



Application steel wall-mounting enclosures



Empty enclosure for electrical distribution
RAL 7035

Dimensions			S3DB terminal blocks IP66 - IK10	S3DBFL terminal blocks with FL21 cut-out IP65 (with membrane mounted) - IK10	S3DM modular enclosures with glazed door ⁽¹⁾ IP66 - IK08
H	W	D			
250	300	150	NSYS3DB25315	-	-
250	400	150	NSYS3DB25415	-	-
250	500	150	NSYS3DB25515	-	-
300	300	150	NSYS3DB3315	-	-
300	300	170	-	NSYS3DBFL3317	-
300	400	150	NSYS3DB3415	-	-
300	400	170	-	NSYS3DBFL3417	-
300	500	150	NSYS3DB3515	-	-
300	600	150	NSYS3DB3615	-	-
400	300	150	NSYS3DB4315	-	NSYS3DM4315T
400	300	170	-	NSYS3DBFL4317	-
400	800	150	NSYS3DB4815	-	-
500	400	150	NSYS3DB5415	-	NSYS3DM5415T
600	400	150	NSYS3DB6415	-	NSYS3DM6415T
600	600	150	-	-	NSYS3DM6615T
700	500	150	-	-	NSYS3DM7515T
800	600	150	-	-	NSYS3DM8615T
1000	600	150	-	-	NSYS3DM10615T
1000	800	150	-	-	NSYS3DM10815T

(1) Modular chassis to be ordered separately (NSYDLM***), see page 11.



Outdoor Heavy Duty enclosures

Dimensions			S3HD IP66 - IK10 - RAL 7035	Heavy duty post-fixing device	Plain mounting plate	Roof ventilation module
H	W	D				
343	200	180	NSYS3HD3215	-	NSYMM32	-
448	300	230	NSYS3HD4320	NSYSFPSC30HD	-	-
548	400	230	NSYS3HD5420	NSYSFPSC40HD	NSYMM54	-
653	400	280	NSYS3HD6425	NSYSFPSC40HD	NSYMM64	-
658	600	330	NSYS3HD6630	NSYSFPSC60HD	NSYMM66	-
753	500	280	NSYS3HD7525	NSYSFPSC50HD	NSYMM75	-
858	600	330	NSYS3HD8630	NSYSFPSC60HD	NSYMM86*	-
862	800	430	NSYS3HD8840	NSYSFPSC80HD	NSYMM88	NSYS3CVR84HD
1062	600	430	NSYS3HD10640	NSYSFPSC60HD	NSYMM106	NSYS3CVR64HD
1062	800	430	NSYS3HD10840	NSYSFPSC80HD	NSYMM108*	NSYS3CVR84HD

* Plate with reversible dimensions; it can be installed in enclosures with inverted dimensions. Example: Plate ref. NSYMM64 can be used for the following enclosures: H 600 x W 400 mm or H 400 x W 600 mm. For plain and silkscreened mounting plates: In wall-mounting enclosures with widths of 1000 and 1200 mm, it is possible to install 2 mounting plates at different depths using an additional central step slide NSYSDRSDCR.



Electronic applications

VDM 19" enclosures with glazed door ⁽¹⁾ IP66 - IK08 - RAL 7035						S3D 19" enclosure IP66 ⁽²⁾ - IK10 ⁽³⁾ - RAL 7035								
Dimensions			1-body 19" swing rack	No. of U	1-body 19" fixed rack	No. of U	2-body 19" fixed rack	No. of U	Glazed door	Plain door	Fixed rack ⁽⁴⁾	No. of U	Swing rack ⁽⁴⁾	No. of U
H	W	D												
300	600	380	-	-	-	-	NSYVD2M5U4	5	-	-	-	-	-	-
300	600	400	NSYVDM4U4P	4	NSYVDM5U4F	5	-	-	-	-	-	-	-	-
300	600	480	-	-	-	-	NSYVD2M5U5	5	-	-	-	-	-	-
400	600	200	-	-	-	-	-	-	NSYS3D4620T	NSYS3D4620	NSYVDM8UF	8	NSYVDM7UP	7
400	600	250	-	-	-	-	-	-	NSYS3D4625T	NSYS3D4625	NSYVDM8UF	8	NSYVDM7UP	7
400	600	380	-	-	-	-	NSYVD2M8U4	8	-	-	-	-	-	-
400	600	400	NSYVDM7U4P	7	NSYVDM8U4F	8	-	-	-	-	-	-	-	-
400	600	480	-	-	-	-	NSYVD2M8U5	8	-	-	-	-	-	-
500	600	380	-	-	-	-	NSYVD2M10U4	10	-	-	-	-	-	-
500	600	400	NSYVDM9U4P	9	NSYVDM10U4F	10	-	-	-	-	-	-	-	-
500	600	480	-	-	-	-	NSYVD2M10U5	10	-	-	-	-	-	-
600	600	200	-	-	-	-	-	-	NSYS3D6620T	NSYS3D6620	NSYVDM12UF	12	NSYVDM11UP	11
600	600	250	-	-	-	-	-	-	NSYS3D6625T	NSYS3D6625	NSYVDM12UF	12	NSYVDM11UP	11
600	600	300	-	-	-	-	-	-	NSYS3D6630T	NSYS3D6630	NSYVDM12UF	12	NSYVDM11UP	11
600	600	400	-	-	-	-	-	-	NSYS3D6640T	NSYS3D6640	NSYVDM12UF	12	NSYVDM11UP	11
700	600	380	-	-	-	-	NSYVD2M14U4	14	-	-	-	-	-	-
700	600	400	NSYVDM13U4P	13	NSYVDM14U4F	14	-	-	-	-	-	-	-	-
700	600	480	-	-	-	-	NSYVD2M14U5	14	-	-	-	-	-	-
800	800	200	-	-	-	-	-	-	NSYS3D8620T	NSYS3D8620	NSYVDM17UF	17	NSYVDM16UP	16
800	800	250	-	-	-	-	-	-	NSYS3D8625T	NSYS3D8625	NSYVDM17UF	17	NSYVDM16UP	16
800	600	300	-	-	-	-	-	-	NSYS3D8630T	NSYS3D8630	NSYVDM17UF	17	NSYVDM16UP	16
800	600	380	-	-	-	-	NSYVD2M17U4	17	-	-	-	-	-	-
800	600	400	NSYVDM16U4P	16	NSYVDM17U4F	17	-	-	NSYS3D8640T	NSYS3D8640	NSYVDM17UF	17	NSYVDM16UP	16
800	600	480	-	-	-	-	NSYVD2M17U5	17	-	-	-	-	-	-
1000	600	250	-	-	-	-	-	-	NSYS3D10625T	NSYS3D10625	NSYVDM21UF	21	NSYVDM20UP	20
1000	600	300	-	-	-	-	-	-	NSYS3D10630T	NSYS3D10630	-	-	-	-
1000	600	400	-	-	-	-	-	-	NSYS3D10640T	NSYS3D10640	NSYVDM21UF	21	NSYVDM20UP	20
1000	800	250	-	-	-	-	-	-	NSYS3D10825T	NSYS3D10825	-	-	NSYVDM20U8P	20
1000	800	300	-	-	-	-	-	-	NSYS3D10830T	NSYS3D10830	-	-	NSYVDM20U8P	20
1000	800	400	-	-	-	-	-	-	NSYS3D10840T	NSYS3D10840	-	-	NSYVDM20U8P	20
1200	800	300	-	-	-	-	-	-	NSYS3D12830T	NSYS3D12830	-	-	NSYVDM25U8P	25
1200	800	400	-	-	-	-	-	-	NSYS3D12840T	NSYS3D12840	-	-	NSYVDM25U8P	25

- (1) Plain door, please consult us.
- (2) IP55 for the double-door enclosures.
- (3) IK08 for the glazed-door enclosures.
- (4) The racks are to be ordered separately.



Spacial S3D 6G Enclosures for seismic & nuclear

➤ Consult the catalog


For more information, consult Universal Enclosures general catalog

Dimensions			Enclosures for explosive atmospheres	Electromagnetic protected steel enclosures
H	W	D	S3DEX (empty enclosure) IP66 - IK10 - RAL 7035	S3HF* IP55 - IK10 - RAL 7035
300	200	150	NSYS3DEX3215	-
300	300	200	NSYS3DEX3320	-
400	300	200	NSYS3DEX4320	NSYS3HF4320P
400	400	200	NSYS3DEX4420	-
400	600	200	-	NSYS3HF4620P
500	400	200	NSYS3DEX5420	NSYS3HF5420P
600	400	200	-	NSYS3HF6420P
600	400	250	NSYS3DEX6425	-
600	600	250	NSYS3DEX6625	NSYS3HF6625P
700	500	250	NSYS3DEX7525	NSYS3HF7525P
800	600	300	NSYS3DEX8630	NSYS3HF8630P
1000	800	300	NSYS3DEX10830	NSYS3HF10830P
1200	800	300	-	NSYS3HF12830P



* Delivered with a plain mounting plate.
Fixing lugs, ref. NSYPPCR to be ordered separately (1 set of 4 lugs).

Spacial SM compact enclosures



Nominal dimensions (mm)			No. of doors	Spacial SM IP55 - IK10 ⁽¹⁾ - RAL 7035			Plinth	
				Plain door		Transparent door	Height 100 mm	
H	W	D		With mounting plate	Without mounting plate	Without mounting plate	Front kit (corners + front panels)	Side panels, 2 u.
1200	800	300	1	NSYSM12830P	NSYSM12830	-	NSYSPPF8100	NSYSPPS3100
1200	1000	300	2	NSYSM1210302DP	NSYSM1210302D	-	NSYSPPF10100	NSYSPPS3100
1200	1200	400	2	NSYSM1212402DP	NSYSM1212402D	-	NSYSPPF12100	NSYSPPS4100
1400	600	300	1	NSYSM14630P	NSYSM14630	-	NSYSPPF6100	NSYSPPS3100
1400	600	400	1	NSYSM14640P	NSYSM14640	-	NSYSPPF6100	NSYSPPS4100
1400	800	300	1	NSYSM14830P	NSYSM14830	-	NSYSPPF8100	NSYSPPS3100
1400	800	400	1	NSYSM14840P	NSYSM14840	NSYSM14840T	NSYSPPF8100	NSYSPPS4100
1400	1000	400	2	NSYSM1410402DP	NSYSM1410402D	-	NSYSPPF10100	NSYSPPS4100
1400	1200	400	2	NSYSM1412402DP	NSYSM1412402D	-	NSYSPPF12100	NSYSPPS4100
1600	600	300	1	NSYSM16630P	NSYSM16630	-	NSYSPPF6100	NSYSPPS3100
1600	600	400	1	NSYSM16640P	NSYSM16640	NSYSM16640T	NSYSPPF6100	NSYSPPS4100
1600	800	300	1	NSYSM16830P	NSYSM16830	NSYSM16830T	NSYSPPF8100	NSYSPPS3100
1600	800	400	1	NSYSM16840P	NSYSM16840	NSYSM16840T	NSYSPPF8100	NSYSPPS4100
1600	1000	300	2	NSYSM1610302DP	NSYSM1610302D	-	NSYSPPF10100	NSYSPPS3100
1600	1000	400	2	NSYSM1610402DP	NSYSM1610402D	-	NSYSPPF10100	NSYSPPS4100
1600	1200	300	2	NSYSM1612302DP	NSYSM1612302D	-	NSYSPPF12100	NSYSPPS3100
1600	1200	400	2	NSYSM1612402DP	NSYSM1612402D	-	NSYSPPF12100	NSYSPPS4100
1800	600	300	1	NSYSM18630P	NSYSM18630	-	NSYSPPF6100	NSYSPPS3100
1800	600	400	1	NSYSM18640P	NSYSM18640	NSYSM18640T	NSYSPPF6100	NSYSPPS4100
1800	600	500	1	NSYSM18650P	NSYSM18650	-	NSYSPPF6100	NSYSPPS5100
1800	600	600	-	-	-	-	-	-
1800	800	300	1	NSYSM18830P	NSYSM18830	NSYSM18830T	NSYSPPF8100	NSYSPPS3100
1800	800	400	1	NSYSM18840P	NSYSM18840	NSYSM18840T	NSYSPPF8100	NSYSPPS4100
1800	800	500	1	NSYSM18850P	NSYSM18850	NSYSM18850T	NSYSPPF8100	NSYSPPS5100
1800	800	600	1	NSYSM18860P	NSYSM18860	-	NSYSPPF8100	NSYSPPS6100
1800	1000	400	1	NSYSM181040P	NSYSM181040	-	NSYSPPF10100	NSYSPPS4100
1800	1000	400	2	NSYSM1810402DP	NSYSM1810402D	-	NSYSPPF10100	NSYSPPS4100
1800	1000	500	2	NSYSM1810502DP	NSYSM1810502D	-	NSYSPPF10100	NSYSPPS5100
1800	1200	400	2	NSYSM1812402DP	NSYSM1812402D	-	NSYSPPF12100	NSYSPPS4100
1800	1200	500	2	NSYSM1812502DP	NSYSM1812502D	-	NSYSPPF12100	NSYSPPS5100
1800	1600	400	2	NSYSM1816402DP	NSYSM1816402D	-	NSYSPPF16100	NSYSPPS4100
1800	1600	500	2	NSYSM1816502DP	NSYSM1816502D	-	NSYSPPF16100	NSYSPPS5100
2000	600	300	1	NSYSM20630P	NSYSM20630	-	NSYSPPF6100	NSYSPPS3100
2000	600	400	1	NSYSM20640P	NSYSM20640	NSYSM20640T	NSYSPPF6100	NSYSPPS4100
2000	600	500	1	NSYSM20650P	NSYSM20650	-	NSYSPPF6100	NSYSPPS5100
2000	800	300	1	NSYSM20830P	NSYSM20830	NSYSM20830T	NSYSPPF8100	NSYSPPS3100
2000	800	400	1	NSYSM20840P	NSYSM20840	NSYSM20840T	NSYSPPF8100	NSYSPPS4100
2000	800	500	1	NSYSM20850P	NSYSM20850	NSYSM20850T	NSYSPPF8100	NSYSPPS5100
2000	800	600	1	NSYSM20860P	NSYSM20860	NSYSM20860T	NSYSPPF8100	NSYSPPS6100
2000	1000	400	2	NSYSM2010402DP	NSYSM2010402D	-	NSYSPPF10100	NSYSPPS4100
2000	1000	500	2	NSYSM2010502DP	NSYSM2010502D	-	NSYSPPF10100	NSYSPPS5100
2000	1200	400	2	NSYSM2012402DP	NSYSM2012402D	-	NSYSPPF12100	NSYSPPS4100
2000	1200	500	2	NSYSM2012502DP	NSYSM2012502D	-	NSYSPPF12100	NSYSPPS5100
2000	1200	600	2	NSYSM2012602DP	NSYSM2012602D	-	NSYSPPF12100	NSYSPPS6100
2000	1600	400	2	NSYSM2016402DP	NSYSM2016402D	-	NSYSPPF16100	NSYSPPS4100
2000	1600	500	2	NSYSM2016502DP	NSYSM2016502D	-	NSYSPPF16100	NSYSPPS5100
2000	1600	600	2	NSYSM2016602DP	NSYSM2016602D	-	NSYSPPF16100	NSYSPPS6100

(1) Transparent doors: IK08.



Plinth		Inner door	Canopy	Plain cable-gland plate
Height 200 mm				
Front kit (corners + front panels)	Side panels, 4 u.			
NSYSPF8200	NSYSPS3200	-	NSYSC830	NSYSMEC83
NSYSPF10200	NSYSPS3200	-	NSYSC1030	NSYSMEC103
NSYSPF12200	NSYSPS4200	-	NSYSC1240	2 x NSYSMEC64
NSYSPF6200	NSYSPS3200	-	NSYSC630	NSYSMEC63
NSYSPF6200	NSYSPS4200	-	NSYSC640	NSYSMEC64
NSYSPF8200	NSYSPS3200	-	NSYSC830	NSYSMEC83
NSYSPF8200	NSYSPS4200	-	NSYSC840	NSYSMEC84
NSYSPF10200	NSYSPS4200	-	NSYSC1040	NSYSMEC104
NSYSPF12200	NSYSPS4200	-	NSYSC1240	2 x NSYSMEC64
NSYSPF6200	NSYSPS3200	NSYID166	NSYSC630	NSYSMEC63
NSYSPF6200	NSYSPS4200	NSYID166	NSYSC640	NSYSMEC64
NSYSPF8200	NSYSPS3200	NSYID168	NSYSC830	NSYSMEC83
NSYSPF8200	NSYSPS4200	NSYID168	NSYSC840	NSYSMEC84
NSYSPF10200	NSYSPS3200	-	NSYSC1030	NSYSMEC103
NSYSPF10200	NSYSPS4200	-	NSYSC1040	NSYSMEC104
NSYSPF12200	NSYSPS3200	-	NSYSC1230	2 x NSYSMEC63
NSYSPF12200	NSYSPS4200	-	NSYSC12400	2 x NSYSMEC64
NSYSPF6200	NSYSPS3200	NSYID186	NSYSC630	NSYSMEC63
NSYSPF6200	NSYSPS4200	NSYID186	NSYSC640	NSYSMEC64
NSYSPF6200	NSYSPS5200	NSYID186	NSYSC650	NSYSMEC65
-	-	-	-	-
NSYSPF8200	NSYSPS3200	NSYID188	NSYSC830	NSYSMEC83
NSYSPF8200	NSYSPS4200	NSYID188	NSYSC840	NSYSMEC84
NSYSPF8200	NSYSPS5200	NSYID188	NSYSC850	NSYSMEC85
NSYSPF8200	NSYSPS6200	NSYID188	NSYSC8600	NSYSMEC86
NSYSPF10200	NSYSPS4200	NSYID1810	NSYSC1040	NSYSMEC104
NSYSPF10200	NSYSPS4200	NSYID1810	NSYSC1040	NSYSMEC104
NSYSPF10200	NSYSPS5200	NSYID1810	NSYSC1050	NSYSMEC105
NSYSPF12200	NSYSPS4200	-	NSYSC1240	2 x NSYSMEC64
NSYSPF12200	NSYSPS5200	-	NSYSC1250	2 x NSYSMEC65
NSYSPF16200	NSYSPS4200	-	NSYSC1640	-
NSYSPF16200	NSYSPS5200	-	NSYSC10650	2 x NSYSMEC85
NSYSPF6200	NSYSPS3200	NSYID206	NSYSC630	NSYSMEC63
NSYSPF6200	NSYSPS4200	NSYID206	NSYSC640	NSYSMEC64
NSYSPF6200	NSYSPS5200	NSYID206	NSYSC650	NSYSMEC65
NSYSPF8200	NSYSPS3200	NSYID208	NSYSC830	NSYSMEC83
NSYSPF8200	NSYSPS4200	NSYID208	NSYSC840	NSYSMEC84
NSYSPF8200	NSYSPS5200	NSYID208	NSYSC850	NSYSMEC85
NSYSPF8200	NSYSPS6200	NSYID208	NSYSC860	NSYSMEC86
NSYSPF10200	NSYSPS4200	NSYID2010	NSYSC1040	NSYSMEC104
NSYSPF10200	NSYSPS5200	NSYID2010	NSYSC1050	NSYSMEC105
NSYSPF12200	NSYSPS4200	-	NSYSC1240	2 x NSYSMEC64
NSYSPF12200	NSYSPS5200	-	NSYSC1250	2 x NSYSMEC65
NSYSPF12200	NSYSPS6200	-	NSYSC1260	2 x NSYSMEC66
NSYSPF16200	NSYSPS4200	-	NSYSC1640	-
NSYSPF16200	NSYSPS5200	-	NSYSC1650	2 x NSYSMEC85
NSYSPF16200	NSYSPS6200	-	NSYSC1660	2 x NSYSMEC66

Lock systems for SM, SF

Handle for shape inserts and cylindrical barrels



Reference

NSYSFHS1

Shape inserts



Description	References
6-mm square insert	NSYINS61
6.5-mm triangular insert	NSYINT61

Push button




Description	Reference
Push button	NSYINPULS1

Cylindrical barrels



Cylindrical barrels	References
405E key lock	NSYIN405E1
455 key lock	NSYIN4551
1242E key lock	NSYIN1242E1
2433A key lock	NSYIN2433A1
3131A1 key lock	NSYIN3131A1
3432E key lock	NSYIN3432E1
6101 key lock	NSYIN6101
E1 keyless lock	NSYINE11

Handle and Inserts type DIN, KABA and ASSA



Description	References
Adapter for DIN cylinder	NSYINDIN2
Adapter for KABA cylinder ⁽¹⁾	NSYINKBA2
Adapter for ASSA cylinder	NSYINASSA2
Handle for DIN, KABA, ASSA	NSYSFHD2

(1) Adapter for receiving the KABA8, KABA20 and KABA start cylinders.

Eyebolts



Reference

NSYSMEB

Outdoor Heavy Duty enclosures



Plinth	
Height 200 mm	
Front kit (corners + front panels)	Side panels, 4 u.
NSYSPP6200	NSYSPS4200
NSYSPP6200	NSYSPS6200
NSYSPP8200	NSYSPS4200
NSYSPP8200	NSYSPS6200
NSYSPP6200	NSYSPS4200
NSYSPP8200	NSYSPS4200
NSYSPP6200	NSYSPS6200
NSYSPP6200	NSYSPS8200
NSYSPP8200	NSYSPS4200
NSYSPP8200	NSYSPS6200
NSYSPP8200	NSYSPS8200
NSYSPP4200	NSYSPS4200
NSYSPP4200	NSYSPS5200
NSYSPP4200	NSYSPS6200
NSYSPP6200	NSYSPS4200
NSYSPP6200	NSYSPS5200
NSYSPP6200	NSYSPS6200
NSYSPP6200	NSYSPS8200
NSYSPP8200	NSYSPS4200
NSYSPP8200	NSYSPS5200
NSYSPP8200	NSYSPS6200
NSYSPP8200	NSYSPS6200
NSYSPP10200	NSYSPS4200
NSYSPP10200	NSYSPS4200
NSYSPP10200	NSYSPS5200
NSYSPP10200	NSYSPS6200
NSYSPP10200	NSYSPS6200
NSYSPP12200	NSYSPS4200
NSYSPP12200	NSYSPS5200
NSYSPP12200	NSYSPS6200
NSYSPP3200	NSYSPS5200
NSYSPP3200	NSYSPS6200
NSYSPP3200	NSYSPS8200
NSYSPP4200	NSYSPS4200
NSYSPP4200	NSYSPS5200
NSYSPP4200	NSYSPS6200
NSYSPP4200	NSYSPS8200
NSYSPP6200	NSYSPS4200
NSYSPP6200	NSYSPS5200
NSYSPP6200	NSYSPS6200
NSYSPP6200	NSYSPS8200
NSYSPP8200	NSYSPS4200
NSYSPP8200	NSYSPS5200
NSYSPP8200	NSYSPS6200
NSYSPP8200	NSYSPS6200
NSYSPP8200	NSYSPS8200
NSYSPP10200	NSYSPS4200
NSYSPP10200	NSYSPS4200
NSYSPP10200	NSYSPS5200
NSYSPP10200	NSYSPS5200
NSYSPP10200	NSYSPS6200
NSYSPP10200	NSYSPS6200
NSYSPP10200	NSYSPS8200
NSYSPP12200	NSYSPS4200
NSYSPP12200	NSYSPS6200
NSYSPP12200	NSYSPS8200
NSYSPP16200	NSYSPS4200
NSYSPP16200	NSYSPS5200
NSYSPP16200	NSYSPS6200
NSYSPP4200	NSYSPS6200
NSYSPP6200	NSYSPS6200
NSYSPP6200	NSYSPS8200
NSYSPP8200	NSYSPS6200
NSYSPP8200	NSYSPS8200
NSYSPP10200	NSYSPS6200
NSYSPP12200	NSYSPS6200
NSYSPP12200	NSYSPS8200

External dimensions (mm)			Spacial SFHD IP55 - IK10 - RAL 7035		
H	W	D	Floor-standing enclosure	Side panels	
				External fixing	Internal fixing
1262	600	430	NSYSFHD12640	NSY2SPHD124	NSY2SPIHD124
1262	800	430	NSYSFHD12840	NSY2SPHD124	NSY2SPIHD124
1262	1200	430	NSYSFHD1212402D	NSY2SPHD124	NSY2SPIHD124
1281	600	630	NSYSFHD12660	NSY2SPHD126	NSY2SPIHD126
1281	800	630	NSYSFHD12860	NSY2SPHD126	NSY2SPIHD126
1281	1200	630	NSYSFHD1212602D	NSY2SPHD126	NSY2SPIHD126
1662	800	430	NSYSFHD16840	NSY2SPHD164	NSY2SPIHD164
1662	1200	430	NSYSFHD1612402D	NSY2SPHD164	NSY2SPIHD164
1681	600	630	NSYSFHD16660	NSY2SPHD166	NSY2SPIHD166
1681	800	630	NSYSFHD16860	NSY2SPHD166	NSY2SPIHD166
1681	1200	630	NSYSFHD1612602D	NSY2SPHD166	NSY2SPIHD166
2062	800	430	NSYSFHD20840	NSY2SPHD204	NSY2SPIHD204

Electromagnetic protected steel enclosures (EMC)



External dimensions (mm)			Electromagnetic protected steel enclosures	
H	W	D	Enclosures	Spacial SFHF IP55 - IK10 - RAL 7035
				Side panels
1200	600	600	-	-
1200	600	800	-	-
1200	800	600	-	-
1200	800	800	-	-
1800	600	600	NSYSFHF18660	NSY2SPHF186
1800	800	400	NSYSFHF18840	NSY2SPHF184
1800	800	600	NSYSFHF18860	NSY2SPHF186
2000	600	400	NSYSFHF20640	NSY2SPHF204
2000	600	600	NSYSFHF20660	NSY2SPHF206
2000	600	800	NSYSFHF20680	NSY2SPHF208
2000	600	1000	NSYSFHF206100	NSY2SPHF2010
2000	800	400	NSYSFHF20840	NSY2SPHF204
2000	800	600	NSYSFHF20860	NSY2SPHF206
2000	800	800	NSYSFHF20880	NSY2SPHF208
2000	800	1000	NSYSFHF208100	NSY2SPHF2010
2200	600	600	NSYSFHF22660	NSY2SPHF226
2200	600	800	-	-
2200	600	1000	-	-
2200	800	600	NSYSFHF22860	NSY2SPHF226
2200	800	800	NSYSFHF22880	NSY2SPHF228
2200	800	1000	-	-

(1) IP20 if ventilated plinth.

Other Spacial SF applicative solutions


➤ Consult the Universal Enclosures general catalog

Solutions for Electrical Distribution, Motor Control Centres, Seismic and Nuclear, Electronic applications, Variable speed drives flush mounting kits, Automobile applications...




IEC 61439-2 (for tested assemblies) for SF and SFP.

Standard coupling kit



Reference
NSYSFBK

Swing 19" rack coupling kit



Reference
NSYSFBK19

Eyebolts



Reference
NSYSFEB

Lifting brackets



Reference
NSYSFELB

Reinforced coupling



Reference
NSYSFBKR

Spacial S3X



External dimensions (mm)			No. of locks	No. of doors	Spacial S3X IP66 ⁽¹⁾ - IK10 ⁽²⁾				
					304L stainless-steel		316L stainless-steel	304L stainless-steel canopy	Inner door
H	W	D			Plain door	Glazed door**	Plain door		
300	200	150	1	1	NSYS3X3215	-	NSYS3X3215H	NSYTX2015	-
300	250	150	1	1	NSYS3X302515	-	NSYS3X302515H	NSYTX2515	-
300	300	150	1	1	NSYS3X3315	-	NSYS3X3315H	NSYTX3015	-
400	300	150	1	1	NSYS3X4315	-	NSYS3X4315H	NSYTX3015	NSYPIN43
400	300	200	1	1	NSYS3X4320	NSYS3X4320T	NSYS3X4320H	NSYTX3020	NSYPIN43
400	400	200	1	1	NSYS3X4420	-	NSYS3X4420H	NSYTX4020	-
400	600	200	1	1	NSYS3X4620	-	NSYS3X4620H	NSYTX6020	-
500	400	200	2	1	NSYS3X5420	NSYS3X5420T	NSYS3X5420H	NSYTX4020	NSYPIN54
600	400	200	2	1	NSYS3X6420	NSYS3X6420T	NSYS3X6420H	NSYTX4020	NSYPIN64
600	600	250	2	1	NSYS3X6625	-	NSYS3X6625H	NSYTX6025	-
600	1000	300	*	1	NSYS3X601030	-	-	-	-
600	1200	300	*	1	NSYS3X601230	-	-	NSYTX12030	-
700	500	250	2	1	NSYS3X7525	NSYS3X7525T	NSYS3X7525H	NSYTX5025	NSYPIN75
800	600	250	2	1	NSYS3X8625	NSYS3X8625T	NSYS3X8625H	NSYTX6025	NSYPIN86
800	800	300	2	1	NSYS3X8830	-	NSYS3X8830H	NSYTX8030	-
800	1000	300	*	1	NSYS3X801030	-	-	-	-
800	1200	300	*	1	NSYS3X801230	-	-	NSYTX12030	-
1000	800	300	2	1	NSYS3X10830	NSYS3X10830T	NSYS3X10830H	NSYTX8030	NSYPIN108
1000	1000	300	*	2	NSYS3X101030	-	NSYS3X101030H	NSYTX10030	-
1200	800	300	2	1	NSYS3X12830	-	NSYS3X12830H	NSYTX8030	NSYPIN128
1200	1000	300	*	2	NSYS3X121030	-	NSYS3X121030H	NSYTX10030	-

* Three-point closure system.

** The glazed door has no reinforcement.

(1) For the double door: IP55.

(2) For glazed door: IK08.

Set of four stainless-steel wall-fixing lugs



Description	References
Stainless-steel 304L	NSYPFCX
Stainless-steel 316L	NSYPFC2X

Enclosures for explosive atmospheres (ATEX)



Spacial S3XEX
IP66 - IK10

304L stainless-steel
(316L on request)

NSYS3XEX3215

-

-

-

NSYS3XEX4320

-

-

NSYS3XEX5420

NSYS3XEX6420

-

-

-

NSYS3XEX7525

NSYS3XEX8625

-

-

-

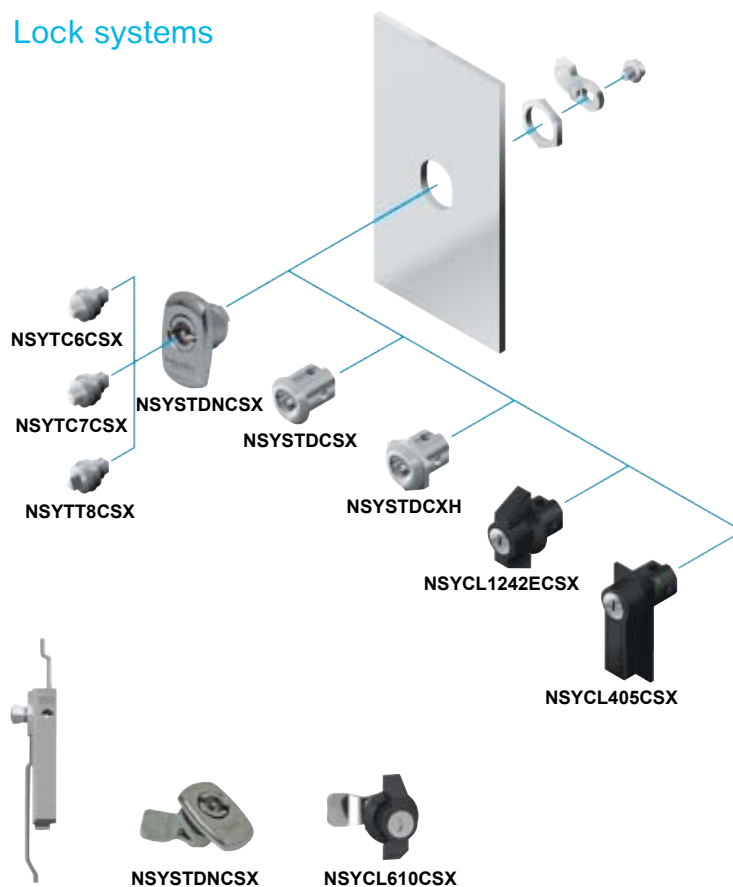
NSYS3XEX10830

-

-

-

Lock systems



Description	Material	References
Standard 3-mm double-bar lock	Chrome-plated zamak	NSYSTDNC SX
Round 3-mm double-bar lock (spare)	Chrome-plated zamak	NSYSTDCSX
Round 3-mm double-bar lock	Stainless-steel 304L	NSYSTDCXH
8-mm triangular insert	Stainless-steel 304L	NSYTT8CSX
7-mm square insert	Stainless-steel 304L	NSYTC7CSX
6-mm square insert	Stainless-steel 304L	NSYTC6CSX
1242E handle lock	Chrome-plated zamak	NSYCL1242ECSX
405 handle lock	Polyamide	NSYCL405CSX
610 handle lock	Polyamide	NSYCL610CSX
Screw driver insert for handle lock	Zamak	NSYTSML
Screw driver insert for handle lock	Zamak	NSYTSMLS3D



			Spacial SMX IP55 - IK10			Spacial SFX IP66 ⁽²⁾ - IK10		
External dimensions (mm)			Number of front doors	Stainless-steel floor-standing monobloc		Number of front doors	Stainless-steel floor-standing suitable 304L ⁽¹⁾	
H	W	D		304L	316L		Suitable enclosure	Set of 2 side panels
1400	1000	300	2	NSYSMX141030	-	-	-	-
1600	600	600	-	-	-	-	-	-
1600	800	400	1	NSYSMX16840	-	-	-	-
1800	600	400	1	NSYSMX18640	-	1	NSYSFX18640	NSY2SPX184
1800	600	600	-	-	-	-	-	-
1800	800	400	1	NSYSMX18840	NSYSMX18840H	1	NSYSFX18840	NSY2SPX184
1800	1200	400	2	NSYSMX181240	NSYSMX181240H	2	NSYSFX181240	NSY2SPX184
1800	1600	400	2	NSYSMX181640	NSYSMX181640H	-	-	-
2000	600	500	-	-	-	1	NSYSFX20650	NSY2SPX205
2000	800	400	-	-	-	1	NSYSFX20840	NSY2SPX204
2000	800	500	1	NSYSMX20850	-	-	-	-
2000	800	600	-	-	-	1	NSYSFX20860	NSY2SPX206
2000	1000	400	2	NSYSMX201040	NSYSMX201040H	-	-	-
2000	1000	600	-	-	-	2	NSYSFX201060	NSY2SPX206
2000	1200	500	2	NSYSMX201250	NSYSMX201250H	-	-	-
2000	1200	600	-	-	-	2	NSYSFX201260	NSY2SPX206
2000	1600	600	2	NSYSMX201660	NSYSMX201660H	-	-	-

(1) 316L stainless-steel enclosures on request.
 (2) IP55 for double doors enclosures.

Wall-fixing lugs for SMX



Reference
NSYFCMX

Eyebolts



Reference
NSYSMEB

Hygienic feet for SMX



H (mm) | References
140 to 200 | NSYPHX200

Coupling kit



Reference
NSYSFBK19 + NSYSFXJG

Lifting bracket



Reference
NSYPUNX

Door switch for SFX



Reference
NSYDCM20

Closure option

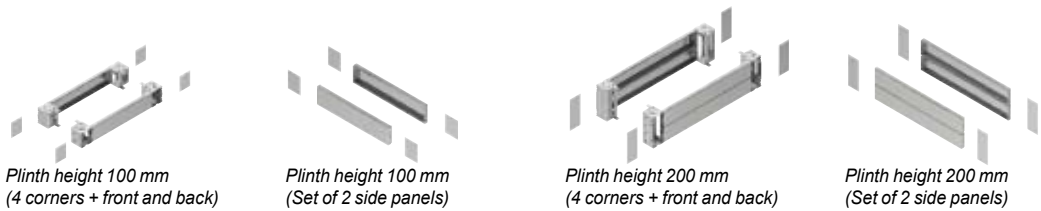


Description	Pack.	References
Spare handle	1	NSYMCSX
5 mm double-bar insert	1	NSYTDB5ME
6 mm square insert	1	NSYTC6ME
7 mm square insert	1	NSYTC7ME
8 mm square insert	1	NSYTC8ME
6.5 mm triangular insert	1	NSYTT6ME
8 mm triangular insert	1	NSYTT8ME
Padlocking device	1	NSYBCME
Barrel and key 405ME	1	NSYTCL405ME
Barrel and key 610	1	NSYTCL610ME
Barrel and key 1242E	1	NSYTL1242EME

Top-mounting accessories Canopy for SMX and SFX



For enclosures with dimensions (mm)		References	
W	D	SMX	SFX
600	400	NSYSCX6040	NSYSCX6040
600	500	NSYSCX6050	NSYSCX6050
800	400	NSYSCX8040	NSYSCX8040
800	500	NSYSCX8050	-
800	600	NSYSCX8060	NSYSCX8060
1000	300	NSYSCX10030	-
1000	400	NSYSCX10040	-
1000	600	NSYSCX10060	NSYSCX10060
1200	400	NSYSCX12040	NSYSCX12040
1200	500	NSYSCX12050	-
1200	600	NSYSCX12060	NSYSCX12060
1600	400	NSYSCX16040	-
1600	600	NSYSCX16060	-




External dimensions (mm)			Stainless-steel plinths Stainless-steel, AISI 304L				Stainless-steel plinths Stainless-steel, AISI 316L			
			Plinth height 100 mm		Plinth height 200 mm		Plinth height 100 mm		Plinth height 200 mm	
H	W	D	Kit (4 corners + front and back)	Set of 2 side panels	Kit (4 corners + front and back)	Set of 2 side panels	Kit (4 corners + front and back)	Set of 2 side panels	Kit (4 corners + front and back)	Set of 2 side panels
1400	1000	300	NSYSPFX10100	NSYSPSX3100*	NSYSPFX10200	NSYSPSX3200*	NSYSPFX10100H	NSYSPSX3100H*	NSYSPFX10200H	NSYSPSX3200H*
1600	800	400	NSYSPFX8100	NSYSPSX4100**	NSYSPFX8200	NSYSPSX4200**	NSYSPFX8100H	NSYSPSX4100H	NSYSPFX8200H	NSYSPSX4200H
1800	600	400	NSYSPFX6100	NSYSPSX4100**	NSYSPFX6200	NSYSPSX4200**	-	NSYSPSX4100H	-	NSYSPSX4200H
1800	800	400	NSYSPFX8100	NSYSPSX4100**	NSYSPFX8200	NSYSPSX4200**	NSYSPFX8100H	NSYSPSX4100H	NSYSPFX8200H	NSYSPSX4200H
1800	1200	400	NSYSPFX12100	NSYSPSX4100**	NSYSPFX12200	NSYSPSX4200**	NSYSPFX12100H	NSYSPSX4100H	NSYSPFX12200H	NSYSPSX4200H
1800	1600	400	NSYSPFX16100*	NSYSPSX4100**	NSYSPFX16200*	NSYSPSX4200**	NSYSPFX16100H*	NSYSPSX4100H	NSYSPFX16200H*	NSYSPSX4200H
2000	600	500	NSYSPFX6100	NSYSPSX5100**	NSYSPFX6200	NSYSPSX5200**	-	NSYSPSX5100H	-	NSYSPSX5200H
2000	800	400	NSYSPFX8100	NSYSPSX4100**	NSYSPFX8200	NSYSPSX4200**	NSYSPFX8100H	NSYSPSX4100H	NSYSPFX8200H	NSYSPSX4200H
2000	800	500	NSYSPFX8100	NSYSPSX5100**	NSYSPFX8200	NSYSPSX5200**	NSYSPFX8100H	NSYSPSX5100H	NSYSPFX8200H	NSYSPSX5200H
2000	800	600	NSYSPFX8100	NSYSPSX6100**	NSYSPFX8200	NSYSPSX6200**	NSYSPFX8100H	NSYSPSX6100H	NSYSPFX8200H	NSYSPSX6200H
2000	1000	400	NSYSPFX10100	NSYSPSX4100**	NSYSPFX10200	NSYSPSX4200**	NSYSPFX10100H	NSYSPSX4100H	NSYSPFX10200H	NSYSPSX4200H
2000	1000	600	NSYSPFX10100	NSYSPSX6100**	NSYSPFX10200	NSYSPSX6200**	NSYSPFX10100H	NSYSPSX6100H	NSYSPFX10200H	NSYSPSX6200H
2000	1200	500	NSYSPFX12100	NSYSPSX5100**	NSYSPFX12200	NSYSPSX5200**	NSYSPFX12100H	NSYSPSX5100H	NSYSPFX12200H	NSYSPSX5200H
2000	1200	600	NSYSPFX12100	NSYSPSX6100**	NSYSPFX12200	NSYSPSX6200**	NSYSPFX12100H	NSYSPSX6100H	NSYSPFX12200H	NSYSPSX6200H
2000	1600	600	NSYSPFX16100*	NSYSPSX6100**	NSYSPFX16200*	NSYSPSX6200**	NSYSPFX16100H*	NSYSPSX6100H	NSYSPFX16200H*	NSYSPSX6200H

* Only for Spacial SMX.

** References for Spacial SMX. For Spacial SFX, add "SF": NSYSPSX****SF.

Spacial SDX, SDCX — Stainless-steel HMI enclosures

Stainless-steel control desks



Spacial SDX IP55 - IK10					316L stainless-steel plinth, height 100 mm		316L stainless-steel plinth, height 200 mm		Spacial SDCX Modular Console references			Blanking covers
Dimensions (mm)			Control desk references	No. of front doors	Front + corner	Side	Front + corner	Side	Modular Console Width (mm)	Depth: 200 mm	Depth: 300 mm	
H	W	D										
1000	600	500	NSYS DX6	1	NSYSPXF6100H	NSYSPXS5100H	NSYSPXF6200H	2 x NSYSPXS5100H	400	NSYSDCX42	NSYSDCX43	NSYRPX2
1000	600	500	NSYS DX6	1	NSYSPXF6100H	NSYSPXS5100H	NSYSPXF6200H	2 x NSYSPXS5100H	600	NSYSDCX62	NSYSDCX63	-
1000	800	500	NSYS DX8	1	NSYSPXF8100H	NSYSPXS5100H	NSYSPXF8200H	2 x NSYSPXS5100H	400	NSYSDCX42	NSYSDCX43	2 x NSYRPX2
1000	800	500	NSYS DX8	1	NSYSPXF8100H	NSYSPXS5100H	NSYSPXF8200H	2 x NSYSPXS5100H	400	2 x NSYSDCX42	2 x NSYSDCX43	-
1000	800	500	NSYS DX8	1	NSYSPXF8100H	NSYSPXS5100H	NSYSPXF8200H	2 x NSYSPXS5100H	600	NSYSDCX62	NSYSDCX63	NSYRPX2
1000	1000	500	NSYS DX10	2	NSYSPXF10100H	NSYSPXS5100H	NSYSPXF10200H	2 x NSYSPXS5100H	400	NSYSDCX42	NSYSDCX43	3 x NSYRPX2
1000	1000	500	NSYS DX10	2	NSYSPXF10100H	NSYSPXS5100H	NSYSPXF10200H	2 x NSYSPXS5100H	600	NSYSDCX62	NSYSDCX63	2 x NSYRPX2
1000	1000	500	NSYS DX10	2	NSYSPXF10100H	NSYSPXS5100H	NSYSPXF10200H	2 x NSYSPXS5100H	600	NSYSDCX62	NSYSDCX63	2 x NSYRPX2
1000	1000	500	NSYS DX10	2	NSYSPXF10100H	NSYSPXS5100H	NSYSPXF10200H	2 x NSYSPXS5100H	400 + 600	NSYSDCX42 + NSYSDCX62	NSYSDCX43 + NSYSDCX63	-
1000	1200	500	NSYS DX12	2	NSYSPXF12100H	NSYSPXS5100H	NSYSPXF12200H	2 x NSYSPXS5100H	400	NSYSDCX42	NSYSDCX43	4 x NSYRPX2
1000	1200	500	NSYS DX12	2	NSYSPXF12100H	NSYSPXS5100H	NSYSPXF12200H	2 x NSYSPXS5100H	400 + 600	NSYSDCX42 + NSYSDCX62	NSYSDCX43 + NSYSDCX63	NSYRPX2
1000	1200	500	NSYS DX12	2	NSYSPXF12100H	NSYSPXS5100H	NSYSPXF12200H	2 x NSYSPXS5100H	600	NSYSDCX62	NSYSDCX63	3 x NSYRPX2
1000	1200	500	NSYS DX12	2	NSYSPXF12100H	NSYSPXS5100H	NSYSPXF12200H	2 x NSYSPXS5100H	600	NSYSDCX62	NSYSDCX63	3 x NSYRPX2
1000	1200	500	NSYS DX12	2	NSYSPXF12100H	NSYSPXS5100H	NSYSPXF12200H	2 x NSYSPXS5100H	600	NSYSDCX62	NSYSDCX63	3 x NSYRPX2
1000	1200	500	NSYS DX12	2	NSYSPXF12100H	NSYSPXS5100H	NSYSPXF12200H	2 x NSYSPXS5100H	600	2 x NSYSDCX62	2 x NSYSDCX63	-

Floor-standing enclosures

Thalassa TBS and TBP



Low covers															
Overall external dimensions (mm)			Overall internal dimensions (mm)			Body (mm)	Cover (mm)	Minor pack.	Cover screw	Thalassa TBS IP66 - IK07 - RAL 7035				Thalassa TBP IP66 - IK08 - RAL 7035	
										ABS boxes		PC-UL boxes			
									Cover		Cover				
H	W	D	H	W	D				Opaque	Transparent	Opaque	Transparent			
74	74	54	65	65	47	37	10	5	Metal	NSYTBS775	-	NSYTBP775	-		
89	89	54	80	80	47	37	10	5	Metal	NSYTBS885	-	NSYTBP885	-		
116	74	62	105	65	55	45	10	5	Metal	NSYTBS1176	-	NSYTBP1176	-		
116	116	62	105	105	55	45	10	5	Plastic	NSYTBS11116	-	NSYTBP11116	-		
138	93	72	125	80	65	45	20	2	Plastic	NSYTBS1397	NSYTBS1397T	NSYTBP1397	NSYTBP1397T		
164	121	87	150	105	80	60	20	2	Plastic	NSYTBS16128	NSYTBS16128T	NSYTBP16128	NSYTBP16128T		
192	121	87	175	105	80	60	20	2	Plastic	NSYTBS19128	NSYTBS19128T	NSYTBP19128	NSYTBP19128T		
192	164	87	175	150	80	60	20	1	Plastic	NSYTBS19168	NSYTBS19168T	NSYTBP19168	NSYTBP19168T		
241	194	87	225	175	80	60	20	1	Plastic	NSYTBS24198	NSYTBS24198T	NSYTBP24198	NSYTBP24198T		
241	194	107	225	175	100	80	20	1	Plastic	NSYTBS241910	NSYTBS241910T	NSYTBP241910	NSYTBP241910T		
291	241	88	275	225	80	60	20	1	Plastic	NSYTBS29248	NSYTBS29248T	NSYTBP29248	NSYTBP29248T		
291	241	128	275	225	120	100	20	1	Plastic	NSYTBS292412	NSYTBS292412T	NSYTBP292412	NSYTBP292412T		
341	291	128	325	275	120	100	20	1	Plastic	NSYTBS342912	NSYTBS342912T	NSYTBP342912	NSYTBP342912T		

Thalassa PLS

Insulating modular boxes



Dimensions (mm)			Thalassa PLS IP65 - IK09 - RAL 7035			
			Complete box			
H	W	D	Transparent cover		Opaque cover	Polyester cover
180	270	180	NSYPLS1827G		NSYPLSC1827G	NSYPLSP1827G
270	270	180	NSYPLS2727G		NSYPLSC2727G	NSYPLSP2727G
270	270	230	NSYPLS2727AG		NSYPLSC2727AG	-
270	360	180	NSYPLS2736G		NSYPLSC2736G	NSYPLSP2736G
270	360	230	NSYPLS2736AG		NSYPLSC2736AG	-
270	540	180	NSYPLS2754G		NSYPLSC2754G	NSYPLSP2754G
270	540	230	NSYPLS2754AG		NSYPLSC2754AG	-
360	360	180	NSYPLS3636G		NSYPLSC3636G	NSYPLSP3636G
360	540	180	NSYPLS3654G		NSYPLSC3654G	NSYPLSP3654G
360	540	230	NSYPLS3654AG		NSYPLSC3654AG	-
360	720	230	NSYPLS3672AG		NSYPLSC3672AG	-
540	540	180	NSYPLS5454G		NSYPLSC5454G	NSYPLSP5454G
540	540	230	NSYPLS5454AG		NSYPLSC5454AG	-
540	720	230	NSYPLS5472AG		NSYPLSC5472AG	-



External dimensions (mm)			Thalassa PLS for modular distribution application - RAL 7035			
H	W	D	Number of 18 mm modules	Number of rows	Approximate weight (kg)	References
180	270	180	12	1	1.7	NSYPLS1827DLS12G
270	270	180	24	2	2.5	NSYPLS2727DLS24G
360	270	180	24	2	2.7	NSYPLS3627DLS24G
360	270	180	36	3	2.8	NSYPLS3627DLS36G
540	270	180	48	4	3.8	NSYPLS5427DLS48G

Wall-fixing lugs



Name	References
Steel mounting lugs	NSYPF27N
Stainless-steel mounting lugs	NSYPF27X



High covers

Overall external dimensions (mm)			Overall internal dimensions (mm)			Body (mm)	Cover (mm)	Minor pack.	Cover screw	Thalassa TBS IP66 - IK07 - RAL 7035		Thalassa TBP IP66 - IK08 - RAL 7035	
										ABS boxes		PC-UL boxes	
									Cover		Cover		
									Opaque	Transparent	Opaque	Transparent	
116	74	94	105	65	85	45	40	3	Metal	NSYTBS1179H	-	-	-
116	116	133	105	105	125	45	80	2	Plastic	NSYTBS111113H	-	-	-
192	121	105	175	105	100	60	40	2	Plastic	NSYTBS191210H	NSYTBS191210HT	NSYTBP191210H	NSYTBP191210HT
192	164	105	175	150	100	60	40	1	Plastic	NSYTBS191610H	NSYTBS191610HT	NSYTBP191610H	NSYTBP191610HT
241	194	107	225	175	100	60	40	1	Plastic	NSYTBS241910H	NSYTBS241910HT	NSYTBP241910H	NSYTBP241910HT
241	194	127	225	175	120	80	40	1	Plastic	NSYTBS241912H	NSYTBS241912HT	NSYTBP241912H	NSYTBP241912HT
291	241	128	275	225	120	60	60	1	Plastic	NSYTBS292412H	NSYTBS292412HT	NSYTBP292412H	NSYTBP292412HT
291	241	168	275	225	160	100	60	1	Plastic	NSYTBS292416H	NSYTBS292416HT	NSYTBP292416H	NSYTBP292416HT
341	291	168	325	275	160	100	60	1	Plastic	NSYTBS342916H	NSYTBS342916HT	NSYTBP342916H	NSYTBP342916HT



Rear 135 mm	Low covers: 45 mm			High covers: 95 mm	
	Transparent	Opaque	Polyester	Transparent	Opaque
NSYFPLS1827G	NSYTPLS1827	NSYTPLSC1827G	NSYTPLSP1827G	-	-
NSYFPLS2727G	NSYTPLS2727	NSYTPLSC2727G	NSYTPLSP2727G	-	-
NSYFPLS2727G	-	-	-	NSYTPLS2727A	NSYTPLSC2727AG
NSYFPLS2736G	NSYTPLS2736	NSYTPLSC2736G	NSYTPLSP2736G	-	-
NSYFPLS2736G	-	-	-	NSYTPLS2736A	NSYTPLSC2736AG
NSYFPLS2754G	NSYTPLS2754	NSYTPLSC2754G	NSYTPLSP2754G	-	-
NSYFPLS2754G	-	-	-	NSYTPLS2754A	NSYTPLSC2754AG
NSYFPLS3636G	NSYTPLS3636	NSYTPLSC3636G	NSYTPLSP3636G	-	-
NSYFPLS3654G	NSYTPLS3654	NSYTPLSC3654G	NSYTPLSP3654G	-	-
NSYFPLS3654G	-	-	-	NSYTPLS3654A	NSYTPLSC3654AG
NSYFPLS3672G	-	-	-	NSYTPLS3672A	NSYTPLSC3672AG
NSYFPLS5454G	NSYTPLS5454	NSYTPLSC5454G	NSYTPLSP5454G	-	-
NSYFPLS5454G	-	-	-	NSYTPLS5454A	NSYTPLSC5454AG
NSYFPLS5472G	-	-	-	NSYTPLS5472A	NSYTPLSC5472AG

Post-fixing device



For installation on a surface with dimensions (mm)	References
270	NSYFSP27270
360	NSYFSP27360
540	NSYFSP27540

Coupling frames



Opening (mm)	Full-opening frame	Partial-opening frame
110	NSYUM27180	-
200	NSYUM27270	NSYUCC270 (1)
290	NSYUM27360	NSYUCC360 (1)

Side plates



Side plates (mm)	References
200	NSYTL27270G
290	NSYTL27360G

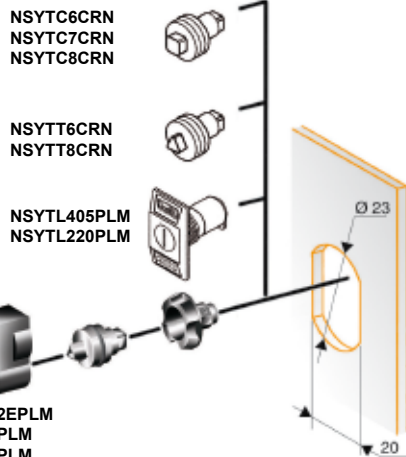
(1) References by unit. Order by multiples of 10 units (10, 20, 30, etc.).



External dimensions (mm)			Thalassa PLM IP66 - IK10 ⁽¹⁾ - RAL 7035					
			ABS/PC wall-mounting enclosures		Polyester wall-mounting enclosures			
H	W	D	Plain door	Transp. door	Plain door	Transp. door	Plain door 3-point closure	Transp. door 3-point closure
310	215	160	NSYPLM32G	NSYPLM32TG	-	-	-	-
308	255	160	-	-	NSYPLM3025G	NSYPLM3025TG	-	-
430	330	200	-	-	NSYPLM43G	NSYPLM43TG	NSYPLM43VG	NSYPLM43TVG
530	430	200	-	-	NSYPLM54G	NSYPLM54TG	NSYPLM54VG	NSYPLM54TVG
647	436	250	-	-	NSYPLM64G	NSYPLM64TG	NSYPLM64VG	NSYPLM64TVG
747	536	300	-	-	NSYPLM75G	NSYPLM75TG	NSYPLM75VG	NSYPLM75TVG
847	636	300	-	-	NSYPLM86G	NSYPLM86TG	NSYPLM86VG	NSYPLM86TVG
1056	852	350	-	-	NSYPLM108G	NSYPLM108TG	-	-

(1) Transparent doors: IK08.

Options to transform the locks with double-bar inserts



- NSYTHL1242EPLM
- NSYTHL405PLM
- NSYTHL421PLM
- NSYTHL455PLM
- NSYTHL610PLM
- NSYTHL2331APLM
- NSYTHL2433APLM
- NSYTHL3113APLM
- NSYTHL3131APLM
- NSYTHPLM

Name	References
6 mm male square	NSYTC6CRN
7 mm male square	NSYTC7CRN
8 mm male square	NSYTC8CRN
6.5 mm male triangle	NSYTT6CRN
8 mm male triangle	NSYTT8CRN
Lock and key 405	NSYTL405PLM
Lock and key 220	NSYTL220PLM

Type of barrel	References
Key 1242 E	NSYTHL1242EPLM
Key 405	NSYTHL405PLM
Key 421	NSYTHL421PLM
Key 455	NSYTHL455PLM
Key 610	NSYTHL610PLM
Key 2331 A	NSYTHL2331APLM
Key 2433 A	NSYTHL2433APLM
Key 3113 A	NSYTHL3113APLM
Key 3131A	NSYTHL3131APLM
Manual	NSYTHPLM

NB: Not suitable for PLM108

Water drain plug



Name	Reference
Water drain plug	NSYVEA9

Ventilation louvres



Name	Reference
Ventilation louvres	NSYCAG35LP



PLM range accessories

Step slides	Padlocking	Post-fixing device	Floor-mounting pillar	Coupling frame	Cable-gland plate	Internal door	Blanking plates
-	-	-	-	-	-	-	NSYCEPLMAG
-	-	-	-	-	-	NSYPA3025PLMG	-
NSYDPLM200	NSYKPLM	NSYSFP300	-	-	-	NSYPAP43G	NSYCEPLMBG
NSYDPLM200	NSYKPLM	NSYSFP400	NSYSFSPLMG	-	-	NSYPAP54G	NSYCEPLMBG
NSYDPLM250	NSYKPLM	NSYSFP400	NSYSFSPLMG	-	-	NSYPAP64G	NSYCEPLMCG
NSYDPLM300	NSYKPLM	NSYSFP500	-	NSYBUPLMG	NSYTLA4420G	NSYPAP75G	NSYCEPLMCG
NSYDPLM300	NSYKPLM	NSYSFP600	-	NSYBUPLMG	NSYTLA4420G	NSYPAP86G	NSYCEPLMCG
NSYDPLM350	NSYBCPL	-	-	NSYBU108PLMG	NSYTLA6420G	NSYPAP108G	-

Wall-fixing lugs



NSYFPPLM32

NSYFPPLM

NSYFPXPLM

Material	References
Polyamide	NSYFPPLMG NSYFPPLM32G⁽¹⁾
Stainless-steel	NSYFPXPLM

(1) Exclusive for enclosures ref. **NSYPLM32G** and **NSYPLM32TG**.

ZM plinth for PLM enclosure



For enclosure				Plinth RAL 7035				Cable opening area	
H	W	D	References	H	W	D	References	W	D
747	536	300	NSYPLM75G	200	456	302	NSYZM253G	256	252
847	636	300	NSYPLM86G	200	556	302	NSYZM263G	356	252
1056	852	350	NSYPLM108G	200	772	352	NSYZM283G	572	302



Polyester floor-standing enclosures

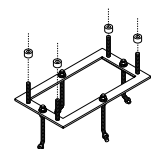


External dimensions (mm)				Thalassa PLA(Z) IP65 ⁽¹⁾ - IK10 ⁽²⁾ - RAL 7035					
				Completely sealed enclosures		Enclosures with plinth-type open bottom part		Canopy	Cable-entry plate
				References of enclosures with door					
H	W	D	No. of doors	Plain	Glazed	Plain			
500	500	320	1	NSYPLA553G	NSYPLA553TG	NSYPLAZ553G	NSYTJPLA53G	NSYECPLAZ53G	
500	500	420	1	NSYPLA554G	NSYPLA554TG	NSYPLAZ554G	NSYTJPLA54G	NSYECPLAZ54G	
500	750	320	1	NSYPLA573G	NSYPLA573TG	NSYPLAZ573G	NSYTJPLA73G	NSYECPLAZ73G	
500	750	420	1	NSYPLA574G	NSYPLA574TG	NSYPLAZ574G	NSYTJPLA74G	NSYECPLAZ74G	
500	1000	320	2	NSYPLA5103G	NSYPLA5103TG	NSYPLAZ5103G	NSYTJPLA103G	NSYECPLAZ103G	
500	1000	420	2	NSYPLA5104G	NSYPLA5105T	NSYPLAZ5104G	NSYTJPLA104G	NSYECPLAZ104G	
500	1250	320	2	NSYPLA5123G	NSYPLA5123TG	NSYPLAZ5123G	NSYTJPLA123G	NSYECPLAZ123G	
500	1250	420	2	NSYPLA5124G	NSYPLA5124TG	NSYPLAZ5124G	NSYTJPLA124G	NSYECPLAZ124G	
750	500	320	1	NSYPLA753G	NSYPLA753TG	NSYPLAZ753G	NSYTJPLA53G	NSYECPLAZ53G	
750	500	420	1	NSYPLA754G	NSYPLA754TG	NSYPLAZ754G	NSYTJPLA73G	NSYECPLAZ54G	
750	750	320	1	NSYPLA773G	NSYPLA773TG	NSYPLAZ773G	NSYTJPLA103G	NSYECPLAZ73G	
750	750	420	1	NSYPLA774G	NSYPLA774TG	NSYPLAZ774G	NSYTJPLA123G	NSYECPLAZ74G	
750	750	620	1	NSYPLA776G	NSYPLA776TG	NSYPLAZ776G	NSYTJPLA76G	NSYECPLAZ76G	
750	1000	320	2	NSYPLA7103G	NSYPLA7103TG	NSYPLAZ7103G	NSYTJPLA74G	NSYECPLAZ103G	
750	1000	420	2	NSYPLA7104G	NSYPLA7104TG	NSYPLAZ7104G	NSYTJPLA76G	NSYECPLAZ104G	
750	1250	320	2	NSYPLA7123G	NSYPLA7123TG	NSYPLAZ7123G	NSYTJPLA104G	NSYECPLAZ123G	
750	1250	420	2	NSYPLA7124G	NSYPLA7124TG	NSYPLAZ7124G	NSYTJPLA124G	NSYECPLAZ124G	
1000	500	320	1	NSYPLA1053G	NSYPLA1053TG	NSYPLAZ1053G	NSYTJPLA53G	NSYECPLAZ53G	
1000	500	420	1	NSYPLA1054G	NSYPLA1054TG	NSYPLAZ1054G	NSYTJPLA54G	NSYECPLAZ54G	
1000	750	320	1	NSYPLA1073G	NSYPLA1073TG	NSYPLAZ1073G	NSYTJPLA73G	NSYECPLAZ73G	
1000	750	420	1	NSYPLA1074G	NSYPLA1074TG	NSYPLAZ1074G	NSYTJPLA74G	NSYECPLAZ74G	
1000	1000	320	2	NSYPLA10103G	NSYPLA10103TG	NSYPLAZ10103G	NSYTJPLA103G	NSYECPLAZ103G	
1000	1000	420	2	NSYPLA10104G	NSYPLA10104TG	NSYPLAZ10104G	NSYTJPLA104G	NSYECPLAZ104G	
1000	1250	320	2	NSYPLA10123G	NSYPLA10123TG	NSYPLAZ10123G	NSYTJPLA123G	NSYECPLAZ123G	
1000	1250	420	2	NSYPLA10124G	NSYPLA10124TG	NSYPLAZ10124G	NSYTJPLA124G	NSYECPLAZ124G	
1250	500	320	1	NSYPLA1253G	NSYPLA1253TG	NSYPLAZ1253G	NSYTJPLA53G	NSYECPLAZ53G	
1250	500	420	1	NSYPLA1254G	NSYPLA1254TG	NSYPLAZ1254G	NSYTJPLA73G	NSYECPLAZ73G	
1250	750	320	1	NSYPLA1273G	NSYPLA1273TG	NSYPLAZ1273G	NSYTJPLA103G	NSYECPLAZ103G	
1250	750	420	1	NSYPLA1274G	NSYPLA1274TG	NSYPLAZ1274G	NSYTJPLA123G	NSYECPLAZ123G	
1250	750	620	1	NSYPLA1276G	NSYPLA1276TG	NSYPLAZ1276G	NSYTJPLA126G	NSYECPLAZ126G	
1250	1000	320	2	NSYPLA12103G	NSYPLA12103TG	NSYPLAZ12103G	NSYTJPLA74G	NSYECPLAZ74G	
1250	1000	420	2	NSYPLA12104G	NSYPLA12104TG	NSYPLAZ12104G	NSYTJPLA76G	NSYECPLAZ76G	
1250	1250	320	2	NSYPLA12123G	NSYPLA12123TG	NSYPLAZ12123G	NSYTJPLA104G	NSYECPLAZ104G	
1250	1250	420	2	NSYPLA12124G	NSYPLA12124TG	NSYPLAZ12124G	NSYTJPLA124G	NSYECPLAZ124G	
1250	1250	620	2	NSYPLA12126G	NSYPLA12126TG	NSYPLAZ12126G	NSYTJPLA126G	NSYECPLAZ126G	
1500	500	320	1	NSYPLA1553G	NSYPLA1553TG	NSYPLAZ1553G	NSYTJPLA53G	NSYECPLAZ53G	
1500	500	420	1	NSYPLA1554G	NSYPLA1554TG	NSYPLAZ1554G	NSYTJPLA73G	NSYECPLAZ73G	
1500	750	320	1	NSYPLA1573G	NSYPLA1573TG	NSYPLAZ1573G	NSYTJPLA103G	NSYECPLAZ103G	
1500	750	420	1	NSYPLA1574G	NSYPLA1574TG	NSYPLAZ1574G	NSYTJPLA123G	NSYECPLAZ123G	
1500	750	620	1	NSYPLA1576G	NSYPLA1576TG	NSYPLAZ1576G	-	-	
1500	1000	320	2	NSYPLA15103G	NSYPLA15103TG	NSYPLAZ15103G	NSYTJPLA74G	NSYECPLAZ74G	
1500	1000	420	2	NSYPLA15104G	NSYPLA15104TG	NSYPLAZ15104G	NSYTJPLA76G	NSYECPLAZ76G	
1500	1250	320	2	NSYPLA15123G	NSYPLA15123TG	NSYPLAZ15123G	NSYTJPLA104G	NSYECPLAZ104G	
1500	1250	420	2	NSYPLA15124G	NSYPLA15124TG	NSYPLAZ15124G	NSYTJPLA124G	NSYECPLAZ124G	
1500	1250	620	2	NSYPLA15126G	NSYPLA15126TG	NSYPLAZ15126G	-	-	
2000	750	420	1	NSYPLA2074G	NSYPLA2074TG	NSYPLAZ2074G	-	-	

(1) Open bottom: IP54.

(2) Glazed door: IK08.

Plinths for PLA(T) type enclosures



For enclosure			200 mm ZA plinth - RAL 7035	60 mm N plinth - RAL 7035	Floor-fixing frame
W	D	References	References	References	
500	320	NSYPLA(T) ● 53G	NSYZA253G	NSYZNPLA53G	NSYMFPLAZ53
750	320	NSYPLA(T) ● 73G	NSYZA273G	NSYZNPLA73G	NSYMFPLAZ73
1000	320	NSYPLA(T) ● 103G	NSYZA2103G	NSYZNPLA103G	NSYMFPLAZ103
1250	320	NSYPLA(T) ● 123G	NSYZA2123G	NSYZNPLA123G	NSYMFPLAZ123
500	420	NSYPLA(T) ● 54G	NSYZA254G	NSYZNPLA54G	NSYMFPLAZ54
1000	420	NSYPLA(T) ● 104G	NSYZA2104G	NSYZNPLA104G	NSYMFPLAZ104
1250	420	NSYPLA(T) ● 124G	NSYZA2124G	NSYZNPLA124G	NSYMFPLAZ124
750	620	NSYPLA(T) ● 76G	NSYZA276G	-	NSYMFPLAZ76
1250	620	NSYPLA(T) ● 126G	NSYZA2126G	-	NSYMFPLAZ126
750	420	NSYPLA(T) ● 74G	NSYZA274G	NSYZNPLA74G	NSYMFPLAZ74

Thalassa PLA(Z)T



Thalassa PLA(Z)T IP44 - IK10 - RAL 7035		Horizontal coupling kits	Inner door	Heavy Duty range			
With ventilated canopy	With plinth-type open bottom part and ventilated canopy			Outdoor Heavy Duty enclosures		Ventilated ZZ plinths 200 mm	Roof ventilation module
With door	With door			With door			
Plain	Plain			Anti-posting	Plain		
NSYPLAT553G	NSYPLAZT553G	NSYMUPLA53G	NSYPAPLA55G	NSYPHDT553	NSYPHDT553P	-	-
NSYPLAT554G	NSYPLAZT554G	NSYMUPLA54G	NSYPAPLA55G	-	-	-	-
NSYPLAT573G	NSYPLAZT573G	NSYMUPLA53G	NSYPAPLA57G	-	-	-	-
NSYPLAT574G	NSYPLAZT574G	NSYMUPLA54G	NSYPAPLA57G	-	-	-	-
NSYPLAT5103G	NSYPLAZT5103G	NSYMUPLA53G	2 x NSYPAPLA55G	-	-	-	-
NSYPLAT5104G	NSYPLAZT5104G	NSYMUPLA54G	2 x NSYPAPLA55G	-	-	-	-
NSYPLAT5123G	NSYPLAZT5123G	NSYMUPLA53G	NSYPAPLA55G + NSYPAPLA57G	-	-	-	-
NSYPLAT5124G	NSYPLAZT5124G	NSYMUPLA54G	NSYPAPLA55G + NSYPAPLA57G	-	-	-	-
NSYPLAT753G	NSYPLAZT753G	NSYMUPLA73G	NSYPAPLA75G	NSYPHDT753	NSYPHDT753P	-	-
NSYPLAT754G	NSYPLAZT754G	NSYMUPLA74G	NSYPAPLA75G	-	-	-	-
NSYPLAT773G	NSYPLAZT773G	NSYMUPLA73G	NSYPAPLA77G	-	-	-	-
NSYPLAT774G	NSYPLAZT774G	NSYMUPLA74G	NSYPAPLA77G	NSYPHDZT774	NSYPHDZT774P	NSYZZ274VHD	NSYPCVR74HD
NSYPLAT776G	NSYPLAZT776G	NSYMUPLA76G	NSYPAPLA77G	NSYPHDZT776	NSYPHDZT776P	NSYZZ276VHD	NSYPCVR76HD
NSYPLAT7103G	NSYPLAZT7103G	NSYMUPLA73G	2 x NSYPAPLA75G	-	-	-	-
NSYPLAT7104G	NSYPLAZT7104G	NSYMUPLA74G	2 x NSYPAPLA75G	-	-	-	-
NSYPLAT7123G	NSYPLAZT7123G	NSYMUPLA73G	NSYPAPLA75G + NSYPAPLA77G	-	-	-	-
NSYPLAT7124G	NSYPLAZT7124G	NSYMUPLA74G	NSYPAPLA75G + NSYPAPLA77G	-	-	-	-
NSYPLAT1053G	NSYPLAZT1053G	NSYMUPLA103G	NSYPAPLA105G	-	-	-	-
NSYPLAT1054G	NSYPLAZT1054G	NSYMUPLA104G	NSYPAPLA105G	NSYPHDZT1054	NSYPHDZT1054P	NSYZZ254VHD	NSYPCVR54HD
NSYPLAT1073G	NSYPLAZT1073G	NSYMUPLA103G	NSYPAPLA107G	-	-	-	-
NSYPLAT1074G	NSYPLAZT1074G	NSYMUPLA104G	NSYPAPLA107G	NSYPHDZT1074	NSYPHDZT1074P	NSYZZ274VHD	NSYPCVR74HD
NSYPLAT10103G	NSYPLAZT10103G	NSYMUPLA103G	2 x NSYPAPLA105G	-	-	-	-
NSYPLAT10104G	NSYPLAZT10104G	NSYMUPLA104G	2 x NSYPAPLA105G	-	-	-	-
NSYPLAT10123G	NSYPLAZT10123G	NSYMUPLA103G	NSYPAPLA105 + NSYPAPLA107G	-	-	-	-
NSYPLAT10124G	NSYPLAZT10124G	NSYMUPLA104G	NSYPAPLA105 + NSYPAPLA107G	-	-	-	-
NSYPLAT1253G	NSYPLAZT1253G	NSYMUPLA123G	NSYPAPLA125G	-	-	-	-
NSYPLAT1254G	NSYPLAZT1254G	NSYMUPLA124G	NSYPAPLA125G	NSYPHDZT1254	NSYPHDZT1254P	NSYZZ254VHD	NSYPCVR54HD
NSYPLAT1273G	NSYPLAZT1273G	NSYMUPLA123G	NSYPAPLA127G	-	-	-	-
NSYPLAT1274G	NSYPLAZT1274G	NSYMUPLA124G	NSYPAPLA127G	NSYPHDZT1274	NSYPHDZT1274P	NSYZZ274VHD	NSYPCVR74HD
NSYPLAT1276G	NSYPLAZT1276G	NSYMUPLA126G	NSYPAPLA127G	NSYPHDZT1276	NSYPHDZT1276P	NSYZZ276VHD	NSYPCVR76HD
NSYPLAT12103G	NSYPLAZT12103G	NSYMUPLA123G	2 x NSYPAPLA125G	-	-	-	-
NSYPLAT12104G	NSYPLAZT12104G	NSYMUPLA124G	2 x NSYPAPLA125G	-	-	-	-
NSYPLAT12123G	NSYPLAZT12123G	NSYMUPLA123G	NSYPAPLA125G + NSYPAPLA127G	-	-	-	-
NSYPLAT12124G	NSYPLAZT12124G	NSYMUPLA124G	NSYPAPLA125G + NSYPAPLA127G	NSYPHDZT12124	NSYPHDZT12124P	NSYZZ2124VHD	NSYPCVR124HD
NSYPLAT12126G	NSYPLAZT12126G	NSYMUPLA126G	NSYPAPLA125G + NSYPAPLA127G	NSYPHDZT12126	NSYPHDZT12126P	NSYZZ2126VHD	NSYPCVR126HD
NSYPLAT1553G	NSYPLAZT1553G	NSYMUPLA153G	NSYPAPLA155G	-	-	-	-
NSYPLAT1554G	NSYPLAZT1554G	NSYMUPLA154G	NSYPAPLA155G	-	-	-	-
NSYPLAT1573G	NSYPLAZT1573G	NSYMUPLA153G	NSYPAPLA157G	-	-	-	-
NSYPLAT1574G	NSYPLAZT1574G	NSYMUPLA154G	NSYPAPLA157G	NSYPHDZT1574	NSYPHDZT1574P	NSYZZ274VHD	NSYPCVR74HD
NSYPLAT1576G	NSYPLAZT1576G	NSYMUPLA156G	NSYPAPLA157G	NSYPHDZT1576	NSYPHDZT1576P	NSYZZ276VHD	NSYPCVR76HD
NSYPLAT15103G	NSYPLAZT15103G	NSYMUPLA153G	2 x NSYPAPLA155G	-	-	-	-
NSYPLAT15104G	NSYPLAZT15104G	NSYMUPLA154G	2 x NSYPAPLA155G	-	-	-	-
NSYPLAT15123G	NSYPLAZT15123G	NSYMUPLA153G	NSYPAPLA155G + NSYPAPLA157G	-	-	-	-
NSYPLAT15124G	NSYPLAZT15124G	NSYMUPLA154G	NSYPAPLA155G + NSYPAPLA157G	NSYPHDZT15124	NSYPHDZT15124P	NSYZZ2124VHD	NSYPCVR124HD
NSYPLAT15126G	NSYPLAZT15126G	NSYMUPLA156G	NSYPAPLA155G + NSYPAPLA157G	NSYPHDZT15126	NSYPHDZT15126P	NSYZZ2126VHD	NSYPCVR126HD
NSYPLAT2074G	NSYPLAZ2074G	-	-	NSYPHDZT2074	NSYPHDZT2074P	NSYZZ274VHD	NSYPCVR74HD

Plinths for PLAZ(T) type enclosures



For enclosure			200 mm ZZ plinth - RAL 7035	500 mm ZZ plinth - RAL 7035	900 mm H plinth - RAL 7035	Wall-fixing lugs
W	D	References	References	References	References	References
500	320	NSYPLAZ(T) ● 53G	NSYZZ253G	NSYZZ553G	NSYZHPLA53G	NSYFMPLA
750	320	NSYPLAZ(T) ● 73G	NSYZZ273G	NSYZZ573G	NSYZHPLA73G	NSYFMPLA
1000	320	NSYPLAZ(T) ● 103G	NSYZZ2103G	NSYZZ5103G	NSYZHPLA103G	NSYFMPLA
1250	320	NSYPLAZ(T) ● 123G	NSYZZ2123G	NSYZZ5123G	NSYZHPLA123G	NSYFMPLA
500	420	NSYPLAZ(T) ● 54G	NSYZZ254G	NSYZZ554G	NSYZHPLA54G	NSYFMPLA
1000	420	NSYPLAZ(T) ● 104G	NSYZZ2104G	NSYZZ5104G	NSYZHPLA104G	NSYFMPLA
1250	420	NSYPLAZ(T) ● 124G	NSYZZ2124G	NSYZZ5124G	NSYZHPLA124G	NSYFMPLA
750	620	NSYPLAZ(T) ● 76G	NSYZZ276G	-	-	NSYFMPLA
1250	620	NSYPLAZ(T) ● 126G	NSYZZ2126G	-	-	NSYFMPLA
750	420	NSYPLAZ(T) ● 74G	NSYZZ274G	NSYZZ574G	NSYZHPLA74G	NSYFMPLA

Floor-standing enclosures

Thermal management system

ClimaSys CV: ventilation systems



	Fan flow rate (m³/h)			Voltage (V)	Forced ventilation				
	Free with filter	With 1 outlet grille	With 2 outlet grilles		Fan with filter	Outlet grille	Covers		
							IP54 - RAL 7035	IP54 - RAL 7035	IP55 Steel
50 Hz	50 Hz	50 Hz							
	38	25	33	230	NSYCVF38M230PF	NSYCAG92LPF	-	-	-
	38	27	35	115	NSYCVF38M115PF				
	58	39	47	24 DC	NSYCVF38M24DPF				
	44	34	41	48 DC	NSYCVF38M48DPF				
	85	63	71	230	NSYCVF85M230PF	NSYCAG125LPF	NSYCAP125LZF	NSYCAP125LXF	NSYCAP125LE
	79	65	73	115	NSYCVF85M115PF				
	80	57	77	24 DC	NSYCVF85M24DPF				
	79	59	68	48 DC	NSYCVF85M48DPF				
	165	153	161	230	NSYCVF165M230PF	NSYCAG223LPF	NSYCAP223LZF	NSYCAP223LXF	NSYCAP223LE
	164	153	161	115	NSYCVF165M115PF				
	188	171	179	24 DC	NSYCVF165M24DPF				
	193	171	179	48 DC	NSYCVF165M48DPF				
	302	260	268	230	NSYCVF300M230PF				
	302	263	271	115	NSYCVF300M115PF				
	262	221	229	24 DC	NSYCVF300M24DPF				
247	210	218	48 DC	NSYCVF300M48DPF					
	562	473	481	230	NSYCVF560M230PF	NSYCAG291LPF	NSYCAP291LZF	NSYCAP291LXF	NSYCAP291LE
	582	485	494	115	NSYCVF560M115PF				
	838	718	728	230	NSYCVF850M230PF				
	983	843	854	115	NSYCVF850M115PF				
	931	798	809	400	NSYCVF850M400PF				

ClimaSys CE: air-air exchangers



Side-mounting models - 230V - IP55	
Specific power (W/K)	References
22	NSYCEA22E
36	NSYCEA36
50	NSYCEA50
80	NSYCEA80

ClimaSys CE: air-water exchangers



Side-mounting models - IP55				
Cooling power W10A35 (W)	Hydraulic circuit maximum pressure	Voltage (V)	References	
			Steel	Stainless-steel
1000	5 bar	1 x 230	NSYCEW1K*	NSYCEWX1K*
1750	5 bar	1 x 230	NSYCEW1K8*	NSYCEWX1K8*
2500	5 bar	1 x 230	NSYCEW2K5*	NSYCEWX2K5*
3500	5 bar	1 x 230	NSYCEW3K5*	NSYCEWX3K5*
4500	5 bar	1 x 230	NSYCEW4K5*	NSYCEWX4K5*
6000	5 bar	1 x 230	NSYCEW6K*	NSYCEWX6K*
6000	8 bar	2 x 400-440	NSYCEW6K2P4	NSYCEWX6K2P4
10000	8 bar	1 x 230	NSYCEW10K	NSYCEWX10K
10000	8 bar	2 x 400-440	NSYCEW10K2P4	NSYCEWX10K2P4
15000	8 bar	1 x 230	NSYCEW15K	NSYCEWX15K
15000	8 bar	2 x 400-440	NSYCEW15K2P4	NSYCEWX15K2P4

* For UL version add UL to the end of the reference (example: NSYCEW6KUL).



Top-mounting model - IP55			
Specific power (W/K)	Hydraulic circuit maximum pressure	Voltage (V)	References
2500	5 bar	1 x 230	NSYCEW2K5R

ClimaSys CU: cooling units



Side-mounting models - IP55

Cooling power L35-L35 W (Btu/h)	Voltage (V AC)	References		
		Steel ⁽¹⁾	Stainless-steel ⁽¹⁾	Outdoor heavy duty
300 (1024)	230	NSYCU300H*	-	-
380 (1297)	230	NSYCU400	NSYCUX400*	NSYCUHD400
640 (2184)	230	NSYCU600	NSYCUX600	NSYCUHD600
820 (2798)	230	NSYCU800	NSYCUX800	NSYCUHD800
1000 (3412)	230	NSYCU1K	NSYCUX1K	NSYCUHD1K
1000 (3412)	400	NSYCU1K2P4	NSYCUX1K2P4	NSYCUHD1K2P4
1250 (4265)	230	NSYCU1K2	NSYCUX1K2	-
1600 (5459)	230	NSYCU1K6	NSYCUX1K6	NSYCUHD1K6
1600 (5459)	400	NSYCU1K62P4	NSYCUX1K62P4	NSYCUHD1K62P4
2000 (6824)	230	NSYCU2K	NSYCUX2K	-
2000 (6824)	400	NSYCU2K3P4	NSYCUX2K3P4	NSYCUHD2K3P4
2900 (9895)	400	NSYCU3K3P4	NSYCUX3K3P4	NSYCUHD3K3P4
3850 (13137)	400	NSYCU4K3P4	NSYCUX4K3P4	NSYCUHD4K3P4

(1) For UL version add UL to the end of the reference (example: NSYCU1KUL).

* No UL version available.

Floor-standing models - IP54

Cooling power L35-L35 W (Btu/h)	Voltage (V AC)	References
		Steel
5800 W (19790)	3 x 400	NSYCU6K3P4
6050 W (20643)	3 x 460	NSYCU6K3P460
7600 W (25932)	3 x 400	NSYCU8K3P4
7950 W (27126)	3 x 460	NSYCU8K3P460
9400 W (32074)	3 x 400	NSYCU10K3P4
9850 W (33610)	3 x 460	NSYCU10K3P460
14800 W (50500)	3 x 400	NSYCU15K3P4
15150 W (51694)	3 x 460	NSYCU15K3P460



Top-mounting models - IP54

Cooling power L35-L35 W (Btu/h)	Voltage (V)	References	
		Steel ⁽¹⁾	Stainless-steel
410 (1399)	230	NSYCU400R	NSYCUX400R
820 (2798)	230	NSYCU800R	NSYCUX800R
1150 (3924)	230	NSYCU1K2R	NSYCUX1K2R
1550 (5289)	230	NSYCU1K5R	NSYCUX1K5R
2050 (6995)	230	NSYCU2KR*	NSYCUX2KR
2050 (6995)	400	NSYCU2K3P4R	NSYCUX2K3P4R
2900 (9895)	400	NSYCU3K3P4R	NSYCUX3K3P4R
3850 (13137)	400	NSYCU4K3P4R	NSYCUX4K3P4R

(1) For UL version add UL to the end of the reference (example: NSYCU1K2RUL).

* No UL version available.



Side-mounting SLIM models - IP55

Cooling power L35-L35 W (Btu/h)	Voltage (V)	References	
		UL Steel	UL Stainless-steel
1100 (3753)	230	NSYCUS1K1UL	NSYCUSX1K1UL
1100 (3753)	400	NSYCUS1K12P4UL	NSYCUSX1K12P4UL
1500 (5118)	230	NSYCUS1K5UL	NSYCUSX1K5UL
1500 (5118)	400	NSYCUS1K52P4UL	NSYCUSX1K52P4UL
2000 (6824)	230	NSYCUS2KUL	NSYCUSX2KUL
2000 (6824)	400	NSYCUS2K3P460UL	NSYCUSX2K3P460UL
2500 (8530)	230	NSYCUS2K5UL	NSYCUSX2K5UL
2500 (8530)	400	NSYCUS2K53P4UL	NSYCUSX2K53P4UL
3200 (10919)	230	NSYCUS3K2UL	NSYCUSX3K2UL
3200 (10919)	400	NSYCUS3K23P4UL	NSYCUSX3K23P4UL



ClimaSys CR: insulated resistance heaters



Insulated resistance heaters - 2 poles		
Power (W)	Voltage (V)	Reference
10	110-250 AC	NSYCR10WU2C*
10	12-24 DC	NSYCR10WU1C
20	110-250 AC	NSYCR20WU2C*
20	12-24 DC	NSYCR20WU1C



Insulated resistance heaters - 4 poles		
Power (W)	Voltage (V)	Reference
55	110-250 AC	NSYCR50WU2C*
55	12-24 DC	NSYCR50WU1C
55	270-420 AC	NSYCR50WU3C
100	110-250 AC	NSYCR100WU2C*
100	12-24 DC	NSYCR100WU1C
100	270-420 AC	NSYCR100WU3C
147	110-250 AC	NSYCR150WU2C*
147	12-24 DC	NSYCR150WU1C



Insulated resistance heater with fan		
Power (W)	Voltage (V)	Reference
177	230 AC	NSYCR170W230VVC*



Thermofans		
Power (W)	Voltage (V)	References
400/550	120 AC	NSYCRP1W120VTVVC*
400/550	230 AC	NSYCRP1W230VTVVC*

* Models with UL certification.

ClimaSys CR: aluminium resistance heaters



Aluminium resistance heaters		
Power (W)	Voltage (V)	References
Power cord		
10	12-24 DC	NSYCR10WU1
10	110-250 AC	NSYCR10WU2*
20	12-24 DC	NSYCR20WU1
20	110-250 AC	NSYCR20WU2*
Terminal block		
20	270-420 AC	NSYCR20WU3
55	12-24 DC	NSYCR55WU1
55	110-250 AC	NSYCR55WU2*
55	270-420 AC	NSYCR55WU3
90	12-24 DC	NSYCR100WU1
90	110-250 AC	NSYCR100WU2*
90	270-420 AC	NSYCR100WU3
150	12-24 DC	NSYCR150WU1
150	110-250 AC	NSYCR150WU2*
150	270-420 AC	NSYCR150WU3



Aluminium resistance heaters with fan		
Power (W)	Voltage (V)	References
250	115 AC	NSYCR250W115VV*
250	230 AC	NSYCR250W230VV*
400	115 AC	NSYCR400W115VV*
400	230 AC	NSYCR400W230VV*
200	115 AC	NSYCRS200W115V
200	230 AC	NSYCRS200W230V

* Models with UL certification.

ClimaSys CR: ultra thin resistance heaters



Ultra thin resistance heaters*						
Power (W)	Voltage (V)	Inrush current (A)	Height (mm)	Width (mm)	Depth (mm)	References ⁽¹⁾
10	120	0.08	130	250	1.6	NSYCRS10W120V
10	240	0.04	130	250	1.6	NSYCRS10W240V
25	120	0.21	130	250	1.6	NSYCRS25W120V
25	240	0.10	130	250	1.6	NSYCRS25W240V
50	120	0.42	200	320	1.6	NSYCRS50W120V
50	240	0.21	200	320	1.6	NSYCRS50W240V
100	120	0.83	280	450	1.6	NSYCRS100W120V
100	240	0.42	280	450	1.6	NSYCRS100W240V
200	120	1.67	400	650	1.6	NSYCRS200W120V
200	240	0.83	400	650	1.6	NSYCRS200W240V

* Ultra thin resistance heaters can be manufactured with different dimensions and power ratings than those indicated above. Please contact us.

(1) All Ultra thin resistance heaters are UL certified.

ClimaSys CC: thermal control



Mechanical controllers



NC thermostat

Control a resistance heater or an alarm	
Setting range	References
0...+60 °C	NSYCCOTHC
+32...+140 °F	NSYCCOTHCF



NO thermostat

Control a fan or an alarm	
Setting range	References
0...+60 °C	NSYCCOTH0
+32...+140 °F	NSYCCOTH0F



Double thermostat

Control a resistance heater and a fan	
Setting range	References
0...+60 °C	NSYCCOTHD
+32...+140 °F	NSYCCOTHDF



Thermostat with inverse contact

Control a resistance heater or a fan	
Setting range	References
0...+60 °C	NSYCCOTH1
+32...+140 °F	NSYCCOTH1F

Electronical controllers



Electronic thermostat

Control a resistance heater or a fan		
Setting range	Display	References
-40 °C... +80 °C	°C or °F	NSYCCOTH30VID NSYCCOTH120VID NSYCCOTH230VID

7 different operating modes.
Option of installing one or two external sensors.



Electronic hygostat

Control relative humidity		
Setting range	Display	References
20 %...80 %	% RH	NSYCCOHY30VID NSYCCOHY120VID NSYCCOHY230VID

2 different operating modes.



Electronic hygrotherm

Control temperature and relative humidity		
Setting range	Display	References
-40 °C... +80 °C	°C or °F	NSYCCOHYT30VID NSYCCOHYT120VID NSYCCOHYT230VID

3 different operating modes.
Option of installing an external sensor.

Sensors



Temperature sensor

External temperature sensor (double insulation)	
Reference	
NSYCCASTE	

ClimaSys DT: diagnostic tools



Single-use temperature recorder			
Temperature	RH*	Reference	Model
-40°C... +80°C	-	NSYDTEFSMT	DTminilog

* RH : Relative humidity



Temperature recorder			
Temperature	RH*	Reference	Model
-40°C... +80°C	-	NSYDTEF32T	DTT

* RH : Relative humidity



Temperature, humidity and dew point recorder			
Temperature	RH*	Reference	Model
-40°C... +80°C	5% to 95%	NSYDTEF32TRH	DTH

* RH : Relative humidity

➤ Capture thermal data to find the right thermal solutions

1 ClimaSys DT diagnostic tools + 2 EffiClima software + 3 ProClima software

Thermal accessories for outdoor Heavy Duty enclosures



Fanbox	
Voltage (V)	References
24 DC	NSYCVF550M24FB
48 DC	NSYCVF550M48FB
115 AC	NSYCVF550M115FB
230 AC	NSYCVF550M230FB



Roof filter for fanbox	
Reference	
NSYCAF190	



IP55 HD Metal Grille	
Reference	
NSYCAG223LFHD	



Filter	
Reference	
NSYCAF223T	



Anti-vandalism kit for HD metal grille	
Reference	
NSYCAAPVHD	

Thalassa PLS, Spacial SBM

For boxes

Thalassa PLS



For installing in the boxes (mm)			Metallic mounting plates		Insulating mounting plates	
H	W	D	Plain	Telequick	Polyester	Bakelite
180	270	180	NSYPMM1827	NSYPMR1827	NSYPMA1827G	NSYPMB1827
270	270	180	NSYPMM2727	NSYPMR2727	NSYPMA2727G	NSYPMB2727
270	270	230	NSYPMM2727	NSYPMR2727	NSYPMA2727G	NSYPMB2727
270	360	180	NSYPMM2736	NSYPMR2736	NSYPMA2736G	NSYPMB2736
270	360	230	NSYPMM2736	NSYPMR2736	NSYPMA2736G	NSYPMB2736
270	540	180	NSYPMM2754	NSYPMR2754	NSYPMA2754G	NSYPMB2754
270	540	230	NSYPMM2754	NSYPMR2754	NSYPMA2754G	NSYPMB2754
360	360	180	NSYPMM3636	-	NSYPMA3636G	NSYPMB3636
360	540	180	NSYPMM3654	NSYPMR3654	NSYPMA3654G	NSYPMB3654
360	540	230	NSYPMM3654	NSYPMR3654	NSYPMA3654G	NSYPMB3654
360	720	230	NSYPMM3672	NSYPMR3672	NSYPMA3672G	NSYPMB3672
540	540	180	NSYPMM5454	NSYPMR5454	NSYPMA5454G	NSYPMB5454
540	540	230	NSYPMM5454	NSYPMR5454	NSYPMA5454G	NSYPMB5454
540	720	230	NSYPMM5472	NSYPMR5472	NSYPMA5472G	NSYPMB5472

Spacial SBM



Box external dimensions			Plain mounting plate	DIN rail	Post fastening
H	W	D			
150	150	80	NSYMM11SB	NSYAMRD15357SB	NSYSFPSC15
150	150	120	NSYMM11SB	NSYAMRD15357SB	NSYSFPSC15
150	200	80	NSYMM12SB	NSYAMRD20357SB	NSYSFPSC20
150	200	120	NSYMM12SB	NSYAMRD20357SB	NSYSFPSC20
150	300	80	NSYMM13SB	NSYAMRD30357SB	NSYSFPSC30
150	300	120	NSYMM13SB	NSYAMRD30357SB	NSYSFPSC30
150	400	80	NSYMM14SB	NSYAMRD40357SB	NSYSFPSC40
150	400	120	NSYMM14SB	NSYAMRD40357SB	NSYSFPSC40
200	200	80	NSYMM22SB	NSYAMRD20357SB	NSYSFPSC20
200	200	120	NSYMM22SB	NSYAMRD20357SB	NSYSFPSC20
200	300	80	NSYMM23SB	NSYAMRD30357SB	NSYSFPSC30
200	300	120	NSYMM23SB	NSYAMRD30357SB	NSYSFPSC30
200	400	80	NSYMM24SB	NSYAMRD40357SB	NSYSFPSC40
200	400	120	NSYMM24SB	NSYAMRD40357SB	NSYSFPSC40
200	500	80	NSYMM25SB	NSYAMRD50357SB	NSYSFPSC50
200	500	120	NSYMM25SB	NSYAMRD50357SB	NSYSFPSC50
200	600	80	NSYMM26SB	NSYAMRD60357SB	NSYSFPSC60
200	600	120	NSYMM26SB	NSYAMRD60357SB	NSYSFPSC60
200	800	120	NSYMM28SB	NSYAMRD80357SB	NSYSFPSC80
300	300	120	NSYMM33SB	NSYAMRD30357SB	NSYSFPSC30
300	400	120	NSYMM34SB	NSYAMRD40357SB	NSYSFPSC40
300	500	120	NSYMM35SB	NSYAMRD50357SB	NSYSFPSC50
300	600	120	NSYMM36SB	NSYAMRD60357SB	NSYSFPSC60
300	800	120	NSYMM38SB	NSYAMRD80357SB	NSYSFPSC80
400	400	120	NSYMM44SB	NSYAMRD40357SB	NSYSFPSC40
400	500	120	NSYMM45SB	NSYAMRD50357SB	NSYSFPSC50
400	600	120	NSYMM46SB	NSYAMRD60357SB	NSYSFPSC60
400	800	120	NSYMM48SB	NSYAMRD80357SB	NSYSFPSC80

Step slides for Thalassa PLM




For wall mounting enclosure	References
Depth (mm)	
200	NSYDPLM200
250	NSYDPLM250
300	NSYDPLM300
350	NSYDPLM350

Plastic nuts for rail fixing for Thalassa PLM



Description	References
Plastic nut with self-tapping screw	NSYTCSPLM
Plastic nut containing an M6 metal nut	NSYTCSTM6PLM



External dimensions (mm)		Plain mounting plate	Silkscreened	Microperforated	Bakelite	Polyester	Telequick mounting plate	DIN rail chassis		Aluminum vertical rails	Symmetrical DIN rail for aluminum upright	Joinable Telequick mounting plate
H	W								type			
60	700	-	-	-	-	-	-	-	-	-	-	AM1PA0670
120	700	-	-	-	-	-	-	-	-	-	-	AM1PA1270
200	200	NSYMM22	-	-	-	-	-	-	-	-	-	-
200	300	NSYMM23	-	-	-	-	-	-	-	-	-	-
250	200	NSYMM2520	-	-	-	-	-	-	-	-	-	-
250	400	NSYMM2540	-	-	-	-	-	-	-	-	-	-
250	500	NSYMM2550	-	-	-	-	-	-	-	-	-	-
300	150	-	-	-	-	-	-	-	-	-	-	AM1PA3015
300	195	-	-	-	-	-	-	-	-	-	-	AM1PA3020
300	200	NSYMM32	-	NSYMF32	NSYMB32	NSYMPP32	NSYMR32	-	-	NSYMDVR3	-	-
300	250	NSYMM3025	-	-	NSYMB3025	NSYMPP3025	NSYMR3025	-	-	NSYMDVR3	-	-
300	300	NSYMM33	-	NSYMF33	NSYMB33	-	NSYMR33	NSYMD33	B	NSYMDVR3	NSYSDR30B	-
300	400	NSYMM43	NSYMS43	NSYMF43*	NSYMB43	NSYMPP43	NSYMR34	-	-	NSYMDVR3	NSYSDR40B	-
300	450	NSYMM3045	-	-	-	-	-	-	-	-	-	-
300	500	-	-	-	-	-	-	-	-	-	-	AM1PA3050
300	600	NSYMM36	-	-	-	-	-	-	-	-	-	-
300	700	-	-	-	-	-	-	-	-	-	-	AM1PA3070
400	300	NSYMM43	NSYMS43	-	NSYMB43	NSYMPP43	NSYMR43	NSYMD43	B	NSYMDVR4	NSYSDR30B	-
400	400	-	-	NSYMF44	-	-	NSYMR44	-	-	-	-	-
400	600	NSYMM64	NSYMS64	-	NSYMB64	NSYMPP64	NSYMR46	-	-	NSYMDVR4	NSYSDR60A	-
400	800	NSYMM48	-	-	-	-	-	-	-	-	-	-
405	300	-	-	-	-	-	-	-	-	-	-	AM1PA4030
500	300	NSYMM35	NSYMS53	NSYMF53	-	-	NSYMR53	-	-	NSYMDVR5	NSYSDR30B	-
500	400	NSYMM54	NSYMS54	NSYMF54	NSYMB54	NSYMPP54	NSYMR54	NSYMD54	B	NSYMDVR5	NSYSDR40B	-
500	500	NSYMM55	NSYMS55	NSYMF55	-	-	NSYMR55	-	-	NSYMDVR5	NSYSDR50A	-
600	400	NSYMM64	NSYMS64	NSYMF64*	NSYMB64	NSYMPP64	NSYMR64	NSYMD64	B	NSYMDVR6	NSYSDR40B	AM1PA6040
600	500	NSYMM65	-	NSYMF65	NSYMB65	-	NSYMR65	-	-	NSYMDVR6	NSYSDR50A	AM1PA6050
600	600	NSYMM66	NSYMS66	NSYMF66	-	-	NSYMR66	NSYMD66	A	NSYMDVR6	NSYSDR60A	AM1PA6060
600	700	-	-	-	-	-	-	-	-	-	-	AM1PA6070
600	800	NSYMM86	NSYMS86	-	NSYMB86	NSYMPP86	NSYMR68	-	-	NSYMDVR6	NSYSDR80A	-
700	500	NSYMM75	NSYMS75	NSYMF75	NSYMB75	NSYMPP75	NSYMR75	NSYMD75	B	NSYMDVR7	NSYSDR50A	-
700	600	-	-	-	-	-	NSYMR76	-	-	-	-	-
705	500	-	-	-	-	-	-	-	-	-	-	AM1PA7050
795	600	-	-	-	-	-	-	-	-	-	-	AM1PA8060
800	600	NSYMM86	NSYMS86	NSYMF86*	NSYMB86	NSYMPP86	-	NSYMD86	A	NSYMDVR8	NSYSDR60A	-
800	800	NSYMM88	-	NSYMF88	-	-	-	-	-	NSYMDVR8	NSYSDR80A	-
800	1000	NSYMM108	-	-	NSYMB108	NSYMPP108	NSYMR810	-	-	NSYMDVR8	NSYSDR100A	-
900	500	-	-	-	-	-	-	-	-	-	-	AM1PA9050
900	600	-	-	-	-	-	-	-	-	-	-	AM1PA9060
900	700	-	-	-	-	-	-	-	-	-	-	AM1PA9070
1000	600	NSYMM106	-	NSYMF106	NSYMB106	-	NSYMR106	-	-	NSYMDVR10	NSYSDR60A	-
1000	800	NSYMM108	-	NSYMF108*	NSYMB108	NSYMPP108	NSYMR108	NSYMD108	A	NSYMDVR10	NSYSDR80A	-
1000	1000	NSYMM1010	-	NSYMF1010	-	-	NSYMR1010	-	-	NSYMDVR10	NSYSDR100A	-
1000	1200	NSYMM1210	-	-	NSYMB1210	-	NSYMR1012	-	-	NSYMDVR10	2 x NSYSDR60A	-
1200	600	NSYMM126	-	NSYMF126	-	-	NSYMR126	-	-	NSYMDVR12	NSYSDR60A	-
1200	800	NSYMM128	-	NSYMF128	-	-	NSYMR128	NSYMD128	A	NSYMDVR12	NSYSDR80A	-
1200	1000	NSYMM1210	-	NSYMF1210*	NSYMB1210	-	NSYMR1210	-	-	NSYMDVR12	NSYSDR100A	-
1200	1200	NSYMM1212	-	-	-	-	-	-	-	NSYMDVR12	2 x NSYSDR60A	-
1400	1000	NSYMM1410	-	-	-	-	NSYMR1410	-	-	-	NSYSDR100A	-

* Plate with reversible dimensions; it can be installed in enclosures with inverted dimensions. Example: Plate ref. NSYMM64 can be used for the following enclosures: H 600 x W 400 mm or H 400 x W 600 mm. For plain and silkscreened mounting plates: In wall-mounting enclosures with widths of 1000 and 1200 mm, it is possible to install 2 mounting plates at different depths using an additional central step slide NSYSDRSDCR.

35 mm symmetrical DIN rails for Thalassa PLM



Rail length (mm)	For wall mounting enclosure		References
	Width (mm)		
180	215		NSYCS200PLM
280	330		NSYCS300PLM
380	430 / 436		NSYCS400PLM
480	536		NSYCS500PLM
580	636		NSYCS600PLM
795	852		NSYCS800PLM

Clip-on nuts for Telequick mounting plate



Model	References
M3	AF1EA3
M4	AF1EA4
M5	AF1EA5
M6	AF1EA6

Thalassa PLA



Spacial SF	
Intermediate mounting plate	Mounting plate sliding rails
-	-
-	-
NSYSIMP12	NSYSMPS4
NSYSIMP12	NSYSMPS6
-	-
NSYSIMP12	NSYSMPS4
NSYSIMP12	NSYSMPS6
-	-
-	NSYSMPS4
NSYSIMP14	NSYSMPS4
-	-
NSYSIMP14	NSYSMPS4
-	NSYSMPS4
-	NSYSMPS4
-	-
-	NSYSMPS4
NSYSIMP16	NSYSMPS6
NSYSIMP16	NSYSMPS8
-	-
-	NSYSMPS4
NSYSIMP16	NSYSMPS6
NSYSIMP16	NSYSMPS8
-	-
-	NSYSMPS4
-	NSYSMPS4
-	NSYSMPS5
-	NSYSMPS6
-	-
NSYSIMP18	NSYSMPS4
NSYSIMP18	NSYSMPS5
NSYSIMP18	NSYSMPS6
NSYSIMP18	NSYSMPS8
-	-
NSYSIMP18	NSYSMPS4
NSYSIMP18	NSYSMPS5
NSYSIMP18	NSYSMPS6
NSYSIMP18	NSYSMPS6
NSYSIMP18	NSYSMPS6
NSYSIMP18	NSYSMPS4
NSYSIMP18	NSYSMPS5
NSYSIMP18	NSYSMPS6
-	NSYSMPS4
-	NSYSMPS5
-	NSYSMPS6
-	NSYSMPS6
-	NSYSMPS8
-	NSYSMPS4
-	NSYSMPS5
-	NSYSMPS6
-	NSYSMPS8
-	-
NSYSIMP20	NSYSMPS4
NSYSIMP20	NSYSMPS5
NSYSIMP20	NSYSMPS6
NSYSIMP20	NSYSMPS8
-	-
NSYSIMP20	NSYSMPS4
NSYSIMP20	NSYSMPS5
NSYSIMP20	NSYSMPS6
NSYSIMP20	NSYSMPS6
NSYSIMP20	NSYSMPS8
NSYSIMP20	NSYSMPS6
NSYSIMP20	NSYSMPS8
NSYSIMP20	NSYSMPS4
NSYSIMP20	NSYSMPS5
NSYSIMP20	NSYSMPS5
NSYSIMP20	NSYSMPS6
NSYSIMP20	NSYSMPS6
NSYSIMP20	NSYSMPS8
-	NSYSMPS4
-	NSYSMPS5
NSYSIMP22	NSYSMPS6
NSYSIMP22	NSYSMPS8
NSYSIMP22	NSYSMPS6
NSYSIMP22	NSYSMPS8
NSYSIMP22	NSYSMPS6
NSYSIMP22	NSYSMPS8
NSYSIMP22	NSYSMPS6
NSYSIMP22	NSYSMPS6
NSYSIMP22	NSYSMPS8

Enclosure dimensions (mm)			Metallic mounting plates		Insulating mounting plates	
H	W	No. of doors			Polyester	Bakelite
			Plain	Telequick		
500	500	1	NSYPMM55	NSYPMR55	NSYPMA55	NSYPMB55
500	750	1	NSYPMM75	NSYPMR57	NSYPMA75	NSYPMB75
500	1000	2	NSYPMM510	2 x NSYPMR55	NSYPMA510	NSYPMB510
500	1250	2	NSYPMM55 + NSYPMM75	NSYPMR55 + NSYPMR57	NSYPMA55 + NSYPMA75	NSYPMB55 + NSYPMB75
750	500	1	NSYPMM75	NSYPMR75	NSYPMA75	NSYPMB75
750	750	1	NSYPMM77	NSYPMR77	NSYPMA77	NSYPMB77
750	1000	2	NSYPMM710	2 x NSYPMR75	NSYPMA710	NSYPMB710
750	1250	2	NSYPMM712	NSYPMR75 + NSYPMR77	NSYPMA712	NSYPMB712
1000	500	1	NSYPMM105	NSYPMR105	NSYPMA105	NSYPMB105
1000	750	1	NSYPMM107	NSYPMR107	NSYPMA107	NSYPMB107
1000	1000	2	NSYPMM1010	2 x NSYPMR105	NSYPMA1010	NSYPMB1010
1000	1250	2	NSYPMM1012	NSYPMR105 + NSYPMR107	NSYPMA1012	NSYPMB1012
1250	500	1	NSYPMM125	NSYPMR125	NSYPMA125	NSYPMB125
1250	750	1	NSYPMM127	NSYPMR127	NSYPMA127	NSYPMB127
1250	1000	2	NSYPMM1210	2 x NSYPMR125	NSYPMA1210	NSYPMB1210
1250	1250	2	NSYPMM1212	NSYPMR125 + NSYPMR127	NSYPMA1212	NSYPMB1212
1500	500	1	NSYPMM155	NSYPMR155	-	NSYPMB155
1500	750	1	NSYPMM157	NSYPMR157	-	NSYPMB157
1500	1000	2	NSYPMM1510	2 x NSYPMR155	-	NSYPMB1510
1500	1250	2	NSYPMM1512	NSYPMR155 + NSYPMR157	-	NSYPMB1512
2000	750	2*	NSYPMM207	2 x NSYPMR107	2 x NSYPMA107	2 x NSYPMB107


* Two doors in vertical.

Step slides for Thalassa PLA



For enclosure		References	
Depth (mm)	No. of doors	Step slides	Adapter plates for PLAZ or PLAZT
320	1	NSYDPLA3	NSYPTZ3
420	1	NSYDPLA4	NSYPTZ4
620	1	NSYDPLA6	NSYPTZ6
320	2	2 x NSYDPLA3	NSYPTZ32P
420	2	2 x NSYDPLA4	NSYPTZ42P
620	2	2 x NSYDPLA6	NSYPTZ62P

Cross rails



Dimensions H/W/D (mm)	Universal cross rails references			Quick-fixing cross rails references			Integrated cross-rails		
	40 mm (1 row)	65 mm (2 rows)	90 mm (3 rows)	40 mm (1 row)	65 mm (2 rows)	90 mm (3 rows)	40 mm (1 row)	65 mm (2 rows)	90 mm (3 rows)
300	NSYSUCR4030	NSYSUCR6530	NSYSUCR9030	NSYSQCR4040	NSYSQCR6540	NSYSQCR9040	NSYSICR4030	NSYSICR6530	NSYSICR9030
400	NSYSUCR4040	NSYSUCR6540	NSYSUCR9040	NSYSQCR4050	NSYSQCR6550	NSYSQCR9050	NSYSICR4040	NSYSICR6540	NSYSICR9040
500	NSYSUCR4050	NSYSUCR6550	NSYSUCR9050	NSYSQCR4060	NSYSQCR6560	NSYSQCR9060	NSYSICR4050	NSYSICR6550	NSYSICR9050
600	NSYSUCR4060	NSYSUCR6560	NSYSUCR9060	NSYSQCR4080	NSYSQCR6580	NSYSQCR9080	NSYSICR4060	NSYSICR6560	NSYSICR9060
800	NSYSUCR4080	NSYSUCR6580	NSYSUCR9080	NSYSQCR40100	NSYSQCR65100	NSYSQCR90100	NSYSICR4080	NSYSICR6580	NSYSICR9080
1000	NSYSUCR40100	NSYSUCR65100	NSYSUCR90100	NSYSQCR40120	NSYSQCR65120	NSYSQCR90120	NSYSICR40100	NSYSICR65100	NSYSICR90100
1200	NSYSUCR40120	NSYSUCR65120	NSYSUCR90120	-	-	-	NSYSICR40120	NSYSICR65120	NSYSICR90120
1400	NSYSUCR40140	NSYSUCR65140	NSYSUCR90140	-	-	-	-	-	-
1600	NSYSUCR40160	NSYSUCR65160	NSYSUCR90160	-	-	-	-	-	-
1800	NSYSUCR40180	NSYSUCR65180	NSYSUCR90180	-	-	-	-	-	-
2000	NSYSUCR40200	NSYSUCR65200	NSYSUCR90200	-	-	-	-	-	-
2200	NSYSUCR40220	NSYSUCR65220	NSYSUCR90220	-	-	-	-	-	-

Brackets for fixing intermediate mounting plates in back-to-back position for Spacial SF



Reference
NSYSIBTB

Mounting plate fixing brackets for Spacial SF, SM, SFX, SMX




For enclosure	References
Spacial SF	NSYSFPB
Spacial SM, Spacial SFX, Spacial SMX	NSYSMPB

Modular Distribution accessories


Chassis for Spacial SF, SM

Single-chassis coupling set - RAL 7035




Nominal dimensions (mm)		Maximum no. of 18-mm modules	References
H	W		
1200	600	144	NSYCSH126
	800	216	NSYCSH128
1400	600	192	NSYCSH146
	800	288	NSYCSH148
1600	600	216	NSYCSH166
	800	324	NSYCSH168
1800	600	240	NSYCSH186
	800	360	NSYCSH188
2000	600	288	NSYCSH206
	800	432	NSYCSH208

Double-chassis coupling set - RAL 7035



Spatial dimensions (mm)		Set made up of columns with a width (mm)	Maximum no. of 18-mm modules	References
H	W			
1400	1200	600 + 600	384	NSYDCSH1412
1600	1200	600 + 600	432	NSYDCSH1612
1800	1200	600 + 600	480	NSYDCSH1812
	1600	800 + 800	720	NSYDCSH1816
2000	1200	600 + 600	576	NSYDCSH2012
	1600	800 + 800	864	NSYDCSH2016

Plain cover plates - RAL 7035



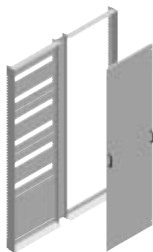
Nominal dimensions (mm)		Screwed-on plain cover plate references	Hinged plain cover plate references
H	W		
150	600	NSYMPCH156	NSYMPCH156
	800	NSYMPCH158	NSYMPCH158
200	600	NSYMPCH206	NSYMPCH206
	800	NSYMPCH208	NSYMPCH208
300	600	NSYMPCH306	NSYMPCH306
	800	NSYMPCH308	NSYMPCH308
400	600	NSYMPCH406	NSYMPCH406
	800	NSYMPCH408	NSYMPCH408
450	600	NSYMPCH456	NSYMPCH456
	800	NSYMPCH458	NSYMPCH458
600	600	NSYMPCH606	NSYMPCH606
	800	NSYMPCH608	NSYMPCH608

Cut-out cover plates - RAL 7035



Nominal dimensions (mm)		Dimensions			No. of cut-outs	Maximum no. of 18-mm modules	Screwed-on cut-out cover plate references	Hinged cut-out cover plate references
H	W	D	E	F				
150	600	432	-	-	1	24	NSYMUCH156	NSYMUCH156
	800	642	-	-	1	36	NSYMUCH158	NSYMUCH158
200	600	432	-	-	1	24	NSYMUCH206	NSYMUCH206
	800	642	-	-	1	36	NSYMUCH208	NSYMUCH208
300	600	432	51.75	150	2	48	NSYMUCH306	NSYMUCH306
	800	642	51.75	150	2	72	NSYMUCH308	NSYMUCH308
400	600	432	76.75	200	2	48	NSYMUCH406	NSYMUCH406
	800	642	76.75	200	2	72	NSYMUCH408	NSYMUCH408
450	600	432	51.75	150	3	72	NSYMUCH456	NSYMUCH456
	800	642	51.75	150	3	108	NSYMUCH458	NSYMUCH458
600	600	432	76.75	200	3	72	NSYMUCH606	NSYMUCH606
	800	642	76.75	200	3	108	NSYMUCH608	NSYMUCH608

Chassis-coupling set with zone for busbars - RAL 7035



Nominal dimensions (mm)		Set made up of columns with a width (mm)	Maximum no. of 18-mm modules	References
H	W			
1400	1000	600 + 400	192	NSYCSHB1410
	1200	800 + 400	288	NSYCSHB1412
1600	1000	600 + 400	216	NSYCSHB1610
	1200	800 + 400	324	NSYCSHB1612
1800	1000	600 + 400	240	NSYCSHB1810
	1200	800 + 400	360	NSYCSHB1812
2000	1000	600 + 400	288	NSYCSHB2010
	1200	800 + 400	432	NSYCSHB2012

Fixed supports with no rail



Reference
NSYMFS1

Adjustment cover plates - RAL 7035




Cover plate dimensions (mm)		Nominal dimensions (mm)	References
H	W		
50	600	600	NSYADC16
	800	800	NSYADC18

Busbars

630 A bar support
for SF, SM, SFX

630 A busbar
end cover




Nominal dimensions (mm)	References
Width/Depth	
400	NSYBS400
500	NSYBS500
600	NSYBS600
800	NSYBS800

Reference
NSYBSC630

Screen for 630 A
multi-stage busbar

630 A multi-stage
bar support



Reference
04197

Reference
04192

Chassis for Thalassa PLM, Spacial S3D & S3X

Dinimel DLA
modular chassis



Dimensions (mm)		Number of modules*	Modular chassis reference
Height	Width		
400	300	24	NSYDLA24G
500	400	48	NSYDLA48G
600	400	48	NSYDLA48PG
700	500	66	NSYDLA66G
700	500	88	NSYDLA88G
800	600	84	NSYDLA84G
800	600	112	NSYDLA112G
1000	800	234	NSYDLA234G

* 1 module = 2 steps = 18 mm

Chassis for Spacial S3D, SDX, S3DM Modular chassis



Dimensions (mm)		Number of modules*	Modular chassis reference	Plain front plate reference	Plain chassis reference
Height	Width				
400	300	24	NSYDLM24	NSYCTL300DLM	NSYPMP300DLM
500	400	48	NSYDLM48	NSYCTL400DLM	NSYPMP400DLM
600	400	48	NSYDLM48P	NSYCTL400DLM	NSYPMP400DLM
600	600	84	NSYDLM84P	NSYCTL600DLM	NSYPMP600DLM
700	500	66	NSYDLM66	NSYCTL500DLM	NSYPMP500DLM
700	500	88	NSYDLM88	NSYCTL500DLM	NSYPMP500DLM
800	600	84	NSYDLM84	NSYCTL600DLM	NSYPMP600DLM
800	600	112	NSYDLM112	NSYCTL600DLM	NSYPMP600DLM
1000	600	168	NSYDLM168	NSYCTL600DLM	NSYPMP600DLM
1000	800	234	NSYDLM240	NSYCTL800DLM	NSYPMP800DLM

* 1 module = 2 steps = 18 mm

Chassis for Thalassa PLA Modular distribution chassis



Dimensions (mm)		Number of modules*	Modular chassis reference
Height	Width		
750	500	57	NSYDLP57G
750	500	76	NSYDLP76G
750	750	99	NSYDLP99G
750	750	132	NSYDLP132G
1000	500	95	NSYDLP95G
1000	500	114	NSYDLP114G
1000	750	165	NSYDLP165G
1000	750	198	NSYDLP198G
1250	500	114	NSYDLP114PG
1250	500	133	NSYDLP133G
1250	750	198	NSYDLP198PG
1250	750	231	NSYDLP231G
1500	500	152	NSYDLP152G
1500	500	171	NSYDLP171G
1500	750	264	NSYDLP264G
1500	750	297	NSYDLP297G

* 1 module = 2 steps = 18 mm

Cable management

Cable entries



Mixed membrane entries for IP55 direct cable entries			
Ø (mm)		Minor Pack.	References and colours
Drill hole	Cable / conduit		
23	4 - 20	10	ISM71071
29	4 - 25	10	ISM71072
36	4 - 32	10	ISM71073
44	4 - 40	10	ISM71074



Quick cable entries - IP67				
ISO	Ø (mm)		Minor pack.	References
	Drill hole	Cable		
M12	12.5	3 - 5	50	IMT36179
M16	16	5 - 7	50	IMT36180
M20	20.3	7 - 10	50	IMT36181
M25	25.3	10 - 14	50	IMT36182
M32	32.4	14 - 20	50	IMT36183
M40	40.7	20 - 26	25	IMT36184
M50	50.7	26 - 35	25	IMT36185



Cable-gland, disc and plug selection table										
Ø	Cable gland snap in		Cable gland - IP68			Multi-cable disc		Cable-gland gasket	Blanking plug	Transport plug
	Ref.	Snap in cable gland disassembling tool	Ref.	Ø min / max (mm)	drill Ø ⁽²⁾	Ref.	Number / Ø (mm)			
M12	-	-	ISM71501	3 / 6.5	12.2 (0 + 0.2)	-	-	IMT36151	IMT36161	-
M16	NSYCGSP16	NSYDT16	ISM71502	4 / 8	16.2 (0 + 0.2)	IMT36157	2 x Ø 4	IMT36152	IMT36162	IMT36167
M20	NSYCGSP20	NSYDT20	ISM71503	6 / 12	20.2 (0 + 0.2)	IMT36158	3 x Ø 4	IMT36153	IMT36163	IMT36168
M20 (1)	-	-	ISM36150	6 / 12	20.2 (0 + 0.2)	IMT36158	3 x Ø 4	IMT36153	IMT36163	IMT36168
M25	NSYCGSP25	NSYDT25	ISM71504	11 - 17	25.2 (0 + 0.2)	IMT36159	4 x Ø 5	IMT36154	IMT36164	IMT36169
M32	NSYCGSP32	NSYDT32	ISM71505	15 / 21	32.2 (0 + 0.3)	IMT36160	6 x Ø 5	IMT36155	IMT36165	IMT36170
M40	NSYCGSP40	NSYDT40	ISM71506	19 / 18	45.5 (0 + 0.3)	-	-	IMT36156	IMT36166	IMT36171

(1) Cable-gland with high resistance for fire.

(2) In brackets: tolerance.



Circular connector-free entries - IP65									
No. of openings	Dimensions/ cut-out Ø	Diameter of the cable entry (Ø mm)					Packaging	References	
		3-5.5	3-6.5	3.6-6.5	5-9.2	6-10			9.6-15.9
4	50.5					3	1	10	NSYTSAM504SE
8	50.5			7		1		10	NSYTSAM508SE
8	63.5		2		4		2	10	NSYTSAM638SE
13	63.5	6		6		1		10	NSYTSAM6313SE



Rectangular connector-free entries - IP65								
No. of openings	Plate dimensions (mm)	Diameter of the cable entry (Ø mm)					Packaging	References
		4.3-8.1	3-6.5	5-9.2	8-12.5	9.6-15.9		
14	112 x 36		6	4		4	1	NSY TSA2414SE
17	112 x 36			17			1	NSY TSA2417SE
22	112 x 36		16	4	2		1	NSY TSA2422SE
23	112 x 36	23					1	NSY TSA2423SE
29	112 x 36		29				1	NSY TSA2429SE



FlexiCable cable-gland plate ⁽¹⁾ - IP55			
Cable entrance type	Dimensions of plate (mm)	Effective cable entrance dimensions (mm)	Reference
C	245 x 130	178 x 63	NSY TLCME
D	345 x 130	278 x 63	NSY TLDME
E	445 x 130	378 x 63	NSY TLEME
F	545 x 130	478 x 63	NSY TLFME
G	495 x 220	428 x 153	NSY TLGME

(1) Replaces cable gland plate (S3D) or directly on enclosure.



Cable entry with dies for cables equipped with connectors - IP54		
Connector cut-out type	Number of cable entries	References
16	8	NSYDCE168
24	0	NSYDCE240
24	4	NSYDCE244*
24	10	NSYDCE2410

* NSYDCE244 accepts 4 entries: 2 large seals and 2 small seals.



FL21 insulated flange with ISO knockouts - IP65				
Size	L1 (mm)	L2 (mm)	H (mm)	Reference
FL21	215	85	10	NSYTSKFL



FL13 & FL21 pre-configured flanges - IP65						
FL	4-10 mm ⁽¹⁾	M16 (5-10 mm) ⁽²⁾	M20 (6-13 mm) ⁽²⁾	M25 (8-17 mm) ⁽²⁾	M32 or M40 or M50 ⁽²⁾	References
13	10		1			NSYAECPKFL11
21		2	2	2	1	NSYAECPKFL7A
21			6		1	NSYAECPKFL7B
21		4	2	4		NSYAECPKFL10

(1) "Pop-out" membranes only.

(3) Knock out system.

(2) "Pop-out" membranes or cable gland installation.



FL21-type membranes - IP65												
No. of cable entries	Diameter of the cable entry (Ø mm)										References	
	5-7	6-10	8-12	8-16	10-14	12-18	14-20	17-32	20-26	24-54		30-60
0												NSYAECPLBP*
7				4						2	1	NSYAECPLT7
25	4		4		12		4		1			NSYAECPLT25
35		2	14		16	2		1				NSYAECPLT35

* Metallic plate.



FL 13



FL 21

FL13 & FL21 type membranes - IP65												
Type	Dimensions (mm)			No. of cable entries	Diameter of the cable entry (Ø mm)						References	
					Diameter of the cable entry (Ø mm)							
	H	W	D		13	14	15	16	18	21		30
FL 13	20	135	47	7				4			3	NSYAECPLA7
FL 13	20	135	47	10	6				4			NSYAECPLA10
FL 21	25	215	86	25			16			6	3	NSYAECPLA25
FL 21	25	215	86	33			24			9		NSYAECPLA33




Split seals for NSYDCE cable entries - IP54	
For cables Ø (mm)*	References
0	NSYCEJD
3-4	NSYCEJD3
5-6	NSYCEJD5
7-8	NSYCEJD7
9-10	NSYCEJD9
11-12	NSYCEJD11
13-14	NSYCEJD13
16-17	NSYCEJD16*
18-19	NSYCEJD18*
20-21	NSYCEJD20*
22-23	NSYCEJD22*
24-25	NSYCEJD24*
26-27	NSYCEJD26*
28-29	NSYCEJD28*
30-31	NSYCEJD30*

* Large seal, 24/4 die only.



Grey cable-duct PVC - RAL 7030 - Length 2 m				
Dimensions (mm)		Supply (units)	Duct body References	Cover References
W	H			
25	25	8	AK2GD2525	AK2CD25
25	50	8	AK2GD2550	AK2CD25
37.5	50	8	AK2GD3750	AK2CD37
37.5	75	8	AK2GD3775	AK2CD37
50	50	8	AK2GD5050	AK2CD50
50	75	8	AK2GD5075	AK2CD50
75	50	8	AK2GD7550	AK2CD75
75	75	8	AK2GD7575	AK2CD75
100	75	8	AK2GD10075	AK2CD100
125	75	8	AK2GD12575	AK2CD125



Blue cable-duct PVC - RAL 5000 - Length 2 m				
Dimensions (mm)		Supply (units)	Duct body References	Cover References
W	H			
30	35	8	AK2GA33	AK2CA3
30	55	8	AK2GA35	AK2CA3
30	90	8	AK2GA39	AK2CA3
30	144	8	AK2GA315	AK2CA3
60	55	8	AK2GA65	AK2CA6
60	90	8	AK2GA69	AK2CA6
60	144	8	AK2GA615	AK2CA6

Transversal accessories

Lighting and power sockets



Multi-fixing LED lamps

Description	Power	Luminous flux	Voltage	Socket	References	Cables		
						Standard	Power (3 m)	Interconnection (1.5 m)
With socket	10 W	640 lm	230 V AC	Schuko	NSYLAMLDS	IEC	NSYLAM3M	NSYLAM1M
With socket	10 W	640 lm	230 V AC	UTE	NSYLAMLDF	IEC	NSYLAM3M	NSYLAM1M
With socket	10 W	640 lm	230 V AC	British	NSYLAMLDB	IEC	NSYLAM3M	NSYLAM1M
With socket	10 W	640 lm	230 V AC	USA	NSYLAMLDU	UL	NSYLAM3MUL	NSYLAM1MUL
Without socket	10 W	640 lm	230 V AC	-	NSYLAMLD	IEC	NSYLAM3M	NSYLAM1M
						UL	NSYLAM3MUL	NSYLAM1MUL
Without socket and with presence detection	10 W	640 lm	230 V AC	-	NSYLAMLDD	IEC	NSYLAM3M	NSYLAM1M
						UL	NSYLAM3MUL	NSYLAM1MUL
Without socket	10 W	640 lm	48 V DC	-	NSYLAMLVDVC	IEC	NSYLAM3MDC	NSYLAM1MDC
						UL	NSYLAM3MDCUL	NSYLAM1MDCUL



Cost-effective LED lamps

Power	Voltage	Frequency	Luminous flux	Dimensions		References
				(mm)	(in)	
5 W	120-230 V AC	50-60 Hz	500 lm	311 x 30.5 x 22	12.20 x 1.20 x 0.88	NSYLAMT5LD1
10 W	120-230 V AC	50-60 Hz	1100 lm	560 x 30.5 x 22	22.05 x 1.20 x 0.88	NSYLAMT5LD1
5 W	24-48V DC	-	470 lm	310 x 30.5 x 22	12.20 x 1.20 x 0.87	NSYLAMT5LD1VDC



Portable LED lamp

Description	Power	Luminous flux	Voltage	Reference
With switch	10 W	1100 lm	230 V AC	NSYLAMPORLTD

Door accessories

Spacial Floor-standing



Metal document pocket	
Enclosure dimensions (mm)	References
W	
600	NSYSDP6M
800	NSYSDP8M



Folding support tray	
Spacial dimensions (mm)	References
W	
500	NSYSDT5
600	NSYSDT6
800	NSYSDT8



Door cross rails	
Nominal dimensions (mm)	References
W	
400	NSYSDCR4
500	NSYSDCR5
600	NSYSDCR6
800	NSYSDCR8
1000	NSYSDCR10



Door retainer			
Door stop model	For enclosures	Limit	References
Mechanical	Spacial SF	90° and 140°	NSYSFMDR
	Spacial SM	90°	NSYSMDR
Pneumatic	Spacial SF	120°	NSYSFNDR
	Spacial SM	90° and 140°	NSYSMNDR*

* Compatible with SF.



Door switch for floor-standing enclosures	
For ranges	References
SF - SFX	NSYDCM20
SM	NSYMDCM20
PLA	NSYSNLPLA

Spacial Wall-mounting



Steel door retainer	
Description	Reference
Steel door retainer for Spacial wall-mounting steel enclosure	NSYAEDRSCST



Polyamide door retainer	
Description	Reference
Door retainer for Spacial wall-mounting steel enclosure	NSYAEDRS3DPA6



Door switch for wall-mounting enclosures	
For ranges	Reference
S3D, S3X	NSYINLCRN



Plastic document pocket	
Document format	References
A5	NSYDPA5
A4	NSYDPA4
A4	NSYDPA44 ⁽¹⁾
A3	NSYDPA3

(1) Not compatible with 19" chassis or modular enclosure.

Earthing accessories



Earth braids				
Length (mm)	Width (mm)	Section (mm ²)	Terminal Ø (mm)	References
150	12	6	6.5	NSYEB156D6
150	17	10	6.5	NSYEB1510D6
155	17	16	8.5	NSYEB1516D8
200	27	25	8.5	NSYEB2025D8
200	33	50	8.5	NSYEB2050D8

Earth cables			
Length (mm)	Section (mm ²)	Terminal Ø (mm)	References
130	6	6.4	NSYEL136D6
160	6	6.4	NSYEL166D6
160	6	8.3	NSYEL166D8
170	10	8.3	NSYEL1710D6
220	6	6.4	NSYEL226D6
220	25	8.3	NSYEL2225D8
250	10	6.4	NSYEL2510D6
350	25	8.3	NSYEL3525D8

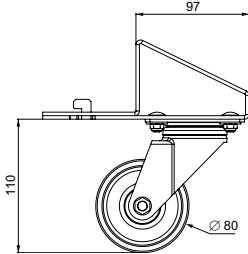



Earthing strip
Reference
NSYECB1M153

Central earthing point
Reference
NSYCEP

Fixing lugs for the earthing strip
Reference
NSYEDCOS

Floor accessories



Transport casters
Reference
NSYSTW*

* Only for Spacial SM, SF and SD.



Fixed feet

Adjustable feet

Levelling feet (fixed and adjustable)	
Model	References
Fixed feet	NSYSPSJ
Adjustable feet	NSYSPRJ



Enclosure casters
Reference
NSYSW



Hygienic 316L stainless-steel feet	
Model with height (mm)	References
200	NSYPHX200

Enclosures spare parts

Schneider Electric selected a wide variety of spare parts for your enclosure. No matter if the enclosure is recently built or has several years, you can have the replacement parts you need.

Whether there is a mistake in a cut-out, a lost component, a logistic issue or an old product you have to repair, we make it easier for you to fix by providing the right solution.



	Cable gland plate	Plain doors	Transparent door	Door accessories	Earthing accessories	Fixing hardware
SBM						
S3D		■	■	■	■	■
S3DM			■		■	■
S3DC		■			■	
S3DCD		■				
S3DB		■			■	
SF				■		■
SM	■	■		■		
S3X		■	■	■		
SMX	■	■				
SFX	■	■		■		
PLA		■		■		■
PLM		■	■	■		■
SD	■	■		■		
SDX	■	■				
S3CM		■		■	■	
S3HF		■			■	
S3DEX		■			■	
PHD	■	■		■		
S3HD	■	■		■		
SFHD	■	■				
References	NSYCE●●●	NSYD●●● NSYS●D●●●	NSYD●●●T NSYS●D●●●T	NSYAED●●● NSYDH●●● NSYH●●●	NSYSWMEL	NSYAS●●● NSYCS●●● NSY●●●CG●●●

Consult Universal Enclosures general catalogue.



Locking accessories	Panels	Installation acc.	plinth accessories	Roof	Roof accessories	Miscellaneous	
						Bag of accessories (screws)	SBM
■	■						S3D
■	■						S3DM
■	■						S3DC
■	■						S3DCD
■							S3DB
■	■	■	■	■		Gaskets framework uprights, others.	SF
■			■				SM
■							S3X
■							SMX
■							SFX
■			■				PLA
■							PLM
■	■						SD
■	■						SDX
■	■						S3CM
■							S3HF
■	■						S3DEX
■			■				PHD
■				■			S3HD
■	■			■			SFHD
NSYAEDL... NSYBTA... NSYV... NSYLCK... NSYLS...	NSYPA... NSYBP... NSYSWM...	NSYSQCR...	NSYPC... NSYZZ...	NSYRS... NSYTJ... NSYSC...	NSYTRIM...	-	References



A complete offer, easy to request and install:

- Complete and consistent offer of spare parts
- Each fragile component can be ordered
- In most cases, part can be replaced quickly without changing the enclosure
- Clear delivery time
- Defined price
- International availability

Check with your local contact.

Web Product Selectors

Online tool



> **What it does:** enables to view and download technical data and to add components to a basket.

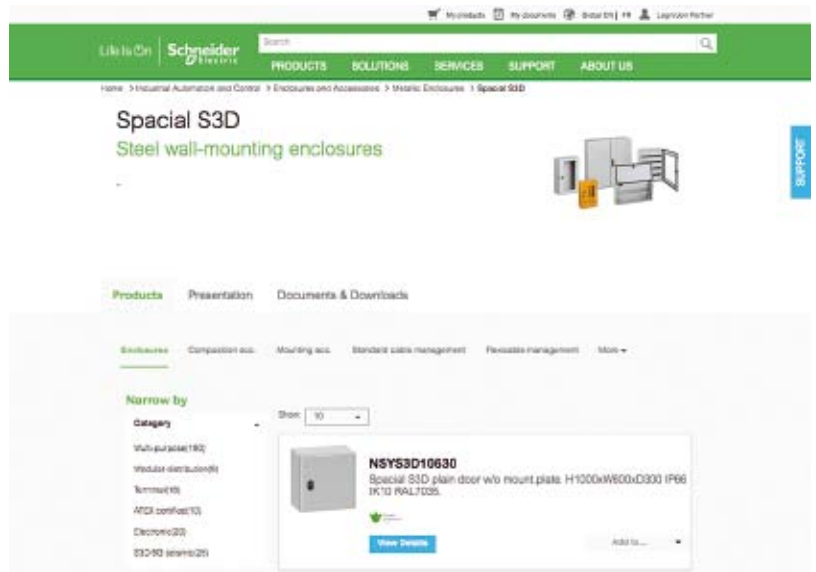
> **How to get it:**

www.schneider-electric.com

- > Products
- > Industrial automation and control
- > Enclosures and accessories
- > Select a range

> **Available for following ranges:**

Spacial SDB, SBM, CRN, S3D, S3D6G, S3D6GK3, S3HD, S3HF, S3DEX, S3CM, SM, SF, SFP, SFM, SFHF, SFHD, SF5G, SFP5G, SD, S3X, S3XEX, SMX, SFX, SDX
Thalassa TBS, TBP, PLS, PLM, PLD, PLA, PHD
ClimaSys CV, CA, CR, CU, CE, CC, DT



Enclosures selector: Digital Rules

Offline software



> **What it does:** configuration tool that allows to select the best components amongst our wide range, very easily and error-free. Enclosures and accessories are combined automatically, saving you time and money. You can create a complete bill of material of enclosures for your control panel.

> **How to get it:** type "digital rules" in the www.schneider-electric.com search box.

> **Available for following ranges:**

Spacial SBM, S3D, S3CM, SM, SF, SD, SDX, S3X, SFX, SMX
Thalassa PLM, PLA



Thermal calculation: EffiClima & ProClima

Offline software




EffiClima

> **What it does:** Create a complete and accurate tracking report of thermal conditions - temperature, humidity, dew point for your machine or process and environment.

A complete diagnosis in 3 steps:

- 1• ClimaSys DT dataloggers measure and track thermal data.
- 2• EffiClima software translates data into a report on temperature, humidity, and dew point
- 3• ProClima software proposes the right thermal management solution based on the data variables.

> **How to get it:** type "EffiClima" in the www.schneider-electric.com search box.



ProClima

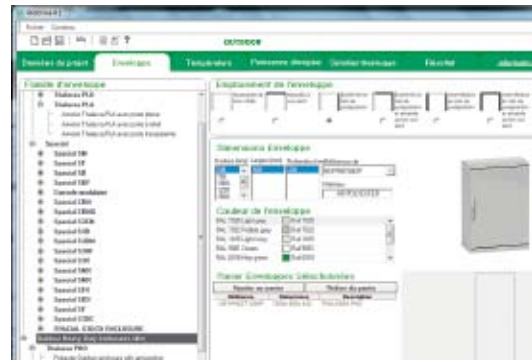
> **What it does:** it is a thermal calculation software package.

It calculates and selects the thermal accessories required for enclosures containing electrical and electronic equipment.

Helps prevent breakdown issues due to overheating of devices in control panels.

> **How to get it:** type "ProClima" in the www.schneider-electric.com search box.

> Available for all Universal Enclosures ranges.



Customized services configurator: Spacial.conf

Offline software

Online tool



> **What it does:** it is a Services quotation tool, which finds the best solution with Schneider Electric enclosures, accessories and their associated services: mounting components, machining for cut-outs and colours.

> **How to get it:** contact your local Schneider Electric representative.

> Available for all Universal Enclosures ranges.

